



BRETFORD BASICS®

CARTS

STANDS

TRUCKS

WORKSTATIONS

MOUNTS

TABLES

DESKS

LECTERNS


EASELS

SOLUTIONS YOU CAN DEPEND ON

IN 1948, WE OPENED THE DOORS AT BRETTFORD MANUFACTURING. BACK THEN OUR PRIMARY BUSINESS WAS BEEHIVE HAIRDRYERS AND BARBEQUE SMOKERS. THEN WE DEVELOPED THE VERY FIRST MOBILE AV CART, AND FURNITURE SOLUTIONS HAVE BEEN OUR MAIN FOCUS EVER SINCE. TODAY, BRETTFORD REMAINS AN EXPERT IN THE DESIGN AND MANUFACTURING OF FURNITURE THAT IMPROVES HOW PEOPLE WORK AND LEARN. OUR FORWARD THINKING PRODUCTS HAVE REMAINED THE STANDARD THROUGHOUT THE YEARS, AND HAVE ADAPTED TO SUPPORT EVOLVING TECHNOLOGY.

TO ENSURE OUR SOLUTIONS SUPPORT A VARIETY OF LEARNING AND TEACHING STYLES, OUR PRODUCTS ARE DESIGNED WITH USERS IN MIND. SO IS OUR CATALOG, WHICH WE'VE UPDATED TO MAKE IT EASIER FOR YOU TO SHOP. HELPFUL SUGGESTIONS DEMONSTRATE HOW PRODUCTS WORK TOGETHER SO YOU CAN CREATE YOUR IDEAL ENVIRONMENT.

OUR PRODUCTS MAKE UP ONE OF THE SAFEST FURNITURE LINES AVAILABLE FROM A SINGLE MANUFACTURER. SINCE THE 1980'S, WE'VE BEEN INVOLVED WITH THE UL-STANDARDS COMMITTEE, SO YOU'LL SEE THE UL-LISTED STAMP OF APPROVAL THROUGHOUT OUR CATALOG. AND IT DOESN'T STOP THERE. OUR COMMITMENT TO THE ENVIRONMENT HAS RESULTED IN GREENGUARD CERTIFIED PRODUCTS FOR A HEALTHIER ENVIRONMENT.

AT BRETTFORD, WE PROVIDE DEPENDABLE SOLUTIONS THAT HELP MAXIMIZE PRODUCTIVITY AND EFFICIENCY IN COLLABORATIVE WORK AND LEARNING ENVIRONMENTS. THAT'S WHY WE'VE REMAINED THE GO-TO MANUFACTURER FOR COMPLETE  LEARNING,  MEETING AND  WORKING SOLUTIONS, WHICH YOU CAN REFERENCE BY USING THESE ICONS THROUGHOUT THE CATALOG.





QFT3060 Quattro Voltea, page 136

UCS880-GM Multimedia Workstation, page 78

FPSM-D-ADJ1-AL Adjustable Single-Arm Desk Mount, page 91

LAP18EULFR-GM 18-Unit Laptop Cart, page 17

A2642NS Adjustable AV Cart, page 34

Series 375 Projection Screen, page 110



WHAT IF YOU BUILT AN ENVIRONMENT THAT COULD CHANGE WITH **EVERY SUBJECT?**

WANT A FUNCTIONAL, MULTI-PURPOSE LEARNING ENVIRONMENT?
FULL OF INDIVIDUAL STUDENT WORKSTATIONS, AREAS THAT FACILITATE TEAMWORK,
AN INTERACTIVE PRESENTATION SET-UP, AND THE LATEST IN TECHNOLOGY?

BRETFORD MAKES **FURNITURE WITH FUNCTIONALITY** AT ITS CORE.
BUILT TO BE SAFE, MOBILE, VERSATILE, AND TO WITHSTAND THE TEST OF TIME.

TABLES ADJUST. CARTS **SUPPORT THE LATEST TECHNOLOGY**.
LEARNING SOLUTIONS MOVE TO ACCOMMODATE ANY TEACHING APPROACH.

BRETFORD DESIGNS PRODUCTS TO NURTURE LEARNING AND INTERACTION. TO HELP
PLANT SEEDS OF KNOWLEDGE AND CREATE SPACE FOR THEM TO GROW.

BRING DREAMS TO LIFE WITH SOLUTIONS YOU CAN TRUST.



✚ CR8504 Folding Dry-Erase/Flip Chart Easel, page 188
KR Series Folding Tables With Cable Management, page 149
FPPC72 Flat Panel Cabinet Cart, page 47



HELP THEM FIND THEIR A-HA! MOMENTS.

DESIGN A SPACE WHERE PEOPLE CAN INTERACT.
WHERE IDEAS COME TO LIFE. AND DECISIONS ARE MADE.

FOR MEETINGS LARGE AND SMALL, BRETTFORD CREATES **DEPENDABLE SOLUTIONS THAT SUPPORT COLLABORATION**. EASILY SET UP A MULTIMEDIA PRESENTATION. GET PEOPLE TO REACT. RECORD THEIR IDEAS. MOVE THINGS AROUND—A CHANGE OF SCENERY CAN INSPIRE A CHANGE OF VIEW. **SAFELY STORE EQUIPMENT**. AND MOVE ON TO THE NEXT BIG IDEA.

OUR TECHNOLOGY AND MEDIA FURNITURE DOES WHAT YOU NEED IT TO DO.
IT'S DESIGNED TO HELP PEOPLE COLLABORATE. IT'S THAT SIMPLE.



CREATE AN ENVIRONMENT THAT WORKS. **FOR EVERYONE.**

A PLACE OF WORK BRINGS PEOPLE TOGETHER TO GET THINGS DONE. DIFFERENT PEOPLE HAVE DIFFERENT NEEDS—DIFFERENT HEIGHTS, DIFFERENT WORK STYLES, DIFFERENT PREFERENCES. AND THEIR NEEDS MUST BE MET WITHIN A SHARED ENVIRONMENT. THEY NEED A SPACE WHERE CHAOS IS MANAGED, **WHERE STORAGE IS EASY, AND MOBILITY IS EFFORTLESS.**

BRETFORD PROVIDES FLEXIBLE, RELIABLE SOLUTIONS. CARTS **SUPPORT THE LATEST TECHNOLOGY.** SCREENS ARE HEIGHT-ADJUSTABLE. WORKSTATIONS CAN BE ACCESSORIZED TO HELP PERSONALIZE THE USER EXPERIENCE. YOU CHOOSE THE PRODUCTS THAT MAKE THE MOST SENSE. THE ONES THAT **INSPIRE PRODUCTIVITY AND MAKE PEOPLE HAPPY.**



-
- + *FPDK02 Digital Wall Kiosk with CPU Holder, page 93*
 - L330 Duro Book Truck, page 56*
 - UCS880-GM Multimedia Workstation, page 78*
 - FPSM-D-ADJ1-AL Adjustable Single-Arm Desk Mount, page 91*



1

2

3



P10 CARTS, STANDS & TRUCKS

P14 Laptop Carts

P24 Multimedia Carts and Stands

P40 Flat Panel Carts

P54 Book and Utility Trucks



P72 WORKSTATIONS

P76 Mobile Workstations



P84 MOUNTS

P88 Flat Panel Mounts: <32"

P94 Flat Panel Mounts: 32"-61"

P98 Projector Mounts

TABLE OF CONTENTS

4



P104 PROJECTION SCREENS

P108 Square Format: 50"-84"

P112 Square Format: 96"-144"

P114 4:3 Format

P116 16:9 Format

5



P118 TABLES

P122 Basic Computer Tables

P130 Advanced Computer Tables

P140 Conference Tables

P144 Meeting Tables

P150 Activity Tables

6



P160 DESKS

P164 Classroom Desks

P170 Mobile Teacher's Desks

7



P176 LECTERNS & EASELS

P180 Lecterns

P186 Easels

INDEX

P190 Basics Color Program

P196 Product Listing

P207 Product Warranty


P208 Sustainability

P208 Antimicrobial Product Solutions



TECHNOLOGY MEETS UTILITY

A display. A storage space. A transportation piece. Your most valuable materials and technology equipment have a place of their own in our Carts, Stands and Trucks. Pieces are mobile and come in multiple configurations. Adjustable shelves, lockable cabinets and sturdy construction. You depend on technology to get things done. Rely on Bretford to give you the smart, safe solutions for your needs.

 *LAP18EULFR-GM 18-Unit Laptop Cart, page 17; FPBBULC32-P4BK Flat Panel Wide Body Cart, page 43; C15 Office Machine Stand/Laser Printer Stand, page 38; BOO327 Voyager Book Truck, pg 57; ECILS2-BK Mobile Projector Cart, page 32; Quattro Desks, page 168*

CARTS, STANDS & TRUCKS

P 14 Laptop Carts

P 24 Multimedia Carts and Stands

P 40 Flat Panel Carts

P 54 Book and Utility Trucks



CARTS, STANDS & TRUCKS

ICON INDEX *(please reference the icons below throughout this section)*



Learning Solutions



Meeting Solutions



Working Solutions



Finishes



Additional Products



Recommended Uses



TUV Listed



UPS Shippable



UL and C-UL Listed

● GREENGUARD® Certified



P16 15-UNIT CARTS

Store up to 15 laptop computers.

LAPTOP CARTS



P17 18-UNIT CARTS

Store up to 18 laptop computers.



P18 20-UNIT CARTS

Store up to 20 laptop computers.



P19 24-UNIT CARTS

Store up to 24 laptop computers.



P20 30-UNIT CARTS

Store up to 30 laptop computers.



P22 32-UNIT CARTS

Store up to 32 netbook/micro computers.

MULTIMEDIA CARTS AND STANDS



P26 PROJECTOR CARTS

Steel constructed AV carts with open shelf design.



P30 PLASTIC PROJECTOR CARTS

Height-adjustable plastic carts come with additional legs and shelves to adjust to a variety of sizes.



P31 PROJECTOR CARTS WITH PULL-OUT NOTEBOOK SHELVES FOR PRESENTATIONS

Adjustable AV carts with security features to lock equipment.



P 36 COMPUTER CARTS WITH PULL-OUT KEYBOARD SHELVES

Carts feature lockable lower storage cabinets.



P 37 OVERHEAD AND DOCUMENT CAMERA CARTS AND STANDS

Standing height, sitting height, or sit-to-stand carts.



P 38 PRINTER STANDS

Stands feature options of modular shelving and lower locking cabinets.

FLAT PANEL CARTS



P 42 UL LISTED FOR SCHOOLS

Mobile solution for securely holding flat panel monitors.



P 44 PULL-OUT NOTEBOOK SHELVES

Provide additional space for media equipment.



P 46 DESIGNER CARTS

Carts support flat panel monitors for higher end applications.



P 48 CUSTOMIZE A CART

Mix and match components.



P 52 RETRO-FIT KITS

Convert existing Bretford carts to support flat panel monitors.

BOOK AND UTILITY TRUCKS



P 56 SINGLE-SIDED

Multiple sizes are ideal for use against a wall.



P 59 DOUBLE-SIDED

Carts hold twice the material.



P 62 FLAT SHELVES

Ideal for moving supplies or displaying products.



T

Book trucks feature large bins for storage or display options.

COMPUTER LAB ON WHEELS

TRANSFORM ANY CLASSROOM INTO A COMPUTER LAB WITH BRETTFORD'S LAPTOP CARTS.

Eliminate your need for a dedicated computer lab and equip teachers with the convenience of a **mobile charging** and **storage unit** for 15, 18, 20, 24, or 30 laptops, or for 32 netbook/micro computers. Our 5th Generation 20 and 30-unit Intelligent Carts use microchip technology called the Brain to greatly decrease heat and electrical stress while proportionally distributing charge. This helps save energy and extend laptop battery life. Bretford is the industry leader in laptop cart technology and with **UL Certification**, we're the safest option. Take your computer lab anywhere.



LAPTOP CARTS

15-UNIT

Ideal for  Learning Solutions.

Our 15-Unit Laptop Carts feature removable dividers that allow for vertical storage of up to fifteen laptop computers. Features surge and overload-protected 15-outlet electrical unit, 5" casters (two locking), and individual cord holders for each laptop. Includes a grommet hole at the back of the unit for cords. Rear panel opens to allow access to the electrical unit. TUV Certified to conform with UL 60950 standards for Safety of Informational Technology.

★ Computers can be charged, stored, secured and easily transported between classrooms or even across campuses.



Model #	W x D x H	Compartment Size W x D x H	Wt	Caster Size	Electrical	Laptop Capacity	Antimicrobial
• LAPTG15ESA-GM	35 1/2" x 21 1/2" x 38 1/8"	4 3/16" x 15" x 13 1/2"	151 lbs	5"	15-Outlet	15	N
• LAPTG15SA-GM	35 1/2" x 21 1/2" x 38 1/8"	4 3/16" x 15" x 13 1/2"	146 lbs	5"	-	15	N
LAPTG15ESA-CTMBT	35 1/2" x 21 1/2" x 38 1/8"	4 3/16" x 15" x 13 1/2"	151 lbs	5"	15-Outlet	15	Y
LAPTG15SA-CTMBT	35 1/2" x 21 1/2" x 38 1/8"	4 3/16" x 15" x 13 1/2"	146 lbs	5"	-	15	Y



Concrete (-CT)



Grey Mist (-GM)

See pages 192-195 for special order colors. Additional costs and longer lead times may apply.



F Available in Grey Mist and Concrete powder paint finish.

LAPTOP CARTS

18-UNIT

Ideal for  Learning Solutions.

Our 18-Unit Laptop Carts store and charge up to eighteen laptop computers and feature two surge and overload-protected 9-outlet electrical units that install inside the front or rear of carts. Includes a 3-outlet electrical unit attached to the back for powering additional equipment. A grommet hole at the back of unit provides cord management and access to electrical units. Perforated doors and rear and side panels allow for ventilation of equipment when charging. All carts have been TUV Certified to conform with UL 60950 standards for Safety of Informational Technology.



Model #	W x D x H	Compartment Size W x D x H	Wt	Caster Size	Electrical	Laptop Capacity	Antimicrobial
• LAP18EBA-GM	36 ¹ / ₂ " x 24" x 43 ¹³ / ₁₆ "	4 ¹ / ₁₆ " x 17" x 3"	222 lbs	5"	Rear	18	N
• LAP18EFR-GM	36 ¹ / ₂ " x 24" x 43 ¹³ / ₁₆ "	4 ¹ / ₁₆ " x 17" x 3"	222 lbs	5"	Front	18	N
• LAP18ERBBA-GM	36 ¹ / ₂ " x 24" x 47 ⁵ / ₁₆ "	4 ¹ / ₁₆ " x 17" x 3"	248 lbs	8"	Rear	18	N
• LAP18ERBFR-GM	36 ¹ / ₂ " x 24" x 47 ⁵ / ₁₆ "	4 ¹ / ₁₆ " x 17" x 3"	248 lbs	8"	Front	18	N
• LAP18EULBA-GM	36 ¹ / ₂ " x 24" x 43 ¹³ / ₁₆ "	4 ¹ / ₁₆ " x 17" x 3"	238 lbs	5"	Rear	18	N
• LAP18EULFR-GM	36 ¹ / ₂ " x 24" x 43 ¹³ / ₁₆ "	4 ¹ / ₁₆ " x 17" x 3"	238 lbs	5"	Front	18	N
LAP18EULBA-CTMBT	36 ¹ / ₂ " x 24" x 43 ¹³ / ₁₆ "	4 ¹ / ₁₆ " x 17" x 3"	238 lbs	5"	Rear	18	Y
LAP18EULFR-CTMBT	36 ¹ / ₂ " x 24" x 43 ¹³ / ₁₆ "	4 ¹ / ₁₆ " x 17" x 3"	238 lbs	5"	Front	18	Y

F Available in Grey Mist and Concrete powder paint finish.



LAP18EULBA-GM, LAP18EULFR-GM, LAP18EULBA-CTMBT, and LAP18EULFR-CTMBT are TUV and UL Listed.

See page 208 for a full description of Bretford's Antimicrobial Product Solutions.

LAPTOP CARTS

20-UNIT

Ideal for  Learning Solutions.

Our 20-Unit Laptop Carts store and charge up to twenty-four laptop computers. Our Intelligent Laptop Carts use microchip technology called the Brain to decrease heat in the cart and proportionally distribute charge to laptops, saving energy and extending battery life. Lockable Cable Clutter Closet in the rear of the cart provides storage and identification for up to 20 wire/cable sets and transformers. Two 10-outlet surge and overload-protected electrical units are mounted in the front or rear of the cart. All carts have been certified to conform with UL 60950 standards for Safety of Informational Technology.

★ Easily moveable throughout any K-12 school or university building. Even great for a workplace where laptops are shared.



Model #	W x D x H	Compartment Size W x D x H	Wt	Caster Size	Electrical	Laptop Capacity
---------	-----------	----------------------------	----	-------------	------------	-----------------

• **LAP20ULH-CT** 43^{3/8"} x 27^{3/8"} x 45^{1/8"} 13" x 15^{3/4"} x 3" 275 lbs 5" Rear 20

Patent pending on design and features by Bretford Manufacturing, Inc.



Concrete (-CT)

See pages 192-195 for special order colors. Additional costs and longer lead times may apply.

F Available in Concrete powder paint finish.



LAPTOP CARTS 24-UNIT

Ideal for  Learning Solutions.

Our 24-Unit Laptop Carts store and charge up to twenty-four laptop computers. Top shelf features a non-slip rubber mat and a grommet hole at the back for cord management and electrical unit access. Two 14-outlet surge and overload-protected electrical units are mounted in the front or rear of the cart. Perforated doors and rear and side panels allow for ventilation of equipment when charging. All carts have been certified to conform with UL 60950 standards for Safety of Informational Technology.

★ Easily moveable throughout any K-12 school or university building. Even great for a workplace where laptops are shared.



Model #	W x D x H	Compartment Size W x D x H	Wt	Caster Size	Electrical	Laptop Capacity	Antimicrobial
• LAP24EBA-GM	42 ^{1/2} " x 24" x 40 ^{5/16} "	12" x 17" x 3"	222 lbs	5"	Rear	24	N
• LAP24EFR-GM	42 ^{1/2} " x 24" x 40 ^{5/16} "	12" x 17" x 3"	222 lbs	5"	Front	24	N
• LAP24ERBBA-GM	42 ^{1/2} " x 24" x 43 ^{13/16} "	12" x 17" x 3"	245 lbs	8"	Rear	24	N
• LAP24ERBFR-GM	42 ^{1/2} " x 24" x 43 ^{13/16} "	12" x 17" x 3"	245 lbs	8"	Front	24	N
• LAP24EULBA-GM	42 ^{1/2} " x 24" x 40 ^{5/16} "	12" x 17" x 3"	232 lbs	5"	Rear	24	N
• LAP24EULFR-GM	42 ^{1/2} " x 24" x 40 ^{5/16} "	12" x 17" x 3"	232 lbs	5"	Front	24	N
LAP24EULBA-CTMBT	42 ^{1/2} " x 24" x 40 ^{5/16} "	12" x 17" x 3"	232 lbs	5"	Rear	24	Y
LAP24EULFR-CTMBT	42 ^{1/2} " x 24" x 40 ^{5/16} "	12" x 17" x 3"	232 lbs	5"	Front	24	Y



LAP18EULBA-GM, LAP18EULFR-GM, LAP18EULBA-CTMBT, and LAP18EULFR-CTMBT are TUV and UL Listed.

See page 208 for a full description of Bretford's Antimicrobial Product Solutions.



Grey Mist (-GM)



Concrete (-CT)

F Available in Grey Mist and Concrete powder paint finish.

LAPTOP CARTS

30-UNIT

Ideal for  Learning Solutions.

Our 30-Unit Laptop Carts store and charge up to thirty laptop computers. Our Intelligent Laptop Carts use microchip technology called the Brain to decrease heat in the cart and proportionally distribute charge to the laptops, saving energy and extending battery life. Lockable Cable Clutter Closet in the rear of the cart provides storage and identification for up to 30 wire/cable sets and transformers. Two surge and overload-protected 15-outlet electrical units are installed in the front or rear of cart. Three-outlet electrical unit is attached to the back panel for powering additional equipment. All carts have been certified to conform with UL 60950 standards for Safety of Informational Technology.

★ *Ideal for security and transport within a classroom.*



Model #	W x D x H	Compartment Size W x D x H	Wt	Caster Size	Electrical	Laptop Capacity	Antimicrobial
• LAP30EBA-GM	42 ¹ / ₂ " x 24" x 47 ⁵ / ₁₆ "	12" x 17" x 3"	222 lbs	5"	Rear	30	N
• LAP30EFR-GM	42 ¹ / ₂ " x 24" x 47 ⁵ / ₁₆ "	12" x 17" x 3"	222 lbs	5"	Front	30	N
• LAP30ERBBA-GM	42 ¹ / ₂ " x 24" x 50 ¹³ / ₁₆ "	12" x 17" x 3"	292 lbs	8"	Rear	30	N
• LAP30ERBFR-GM	42 ¹ / ₂ " x 24" x 50 ¹³ / ₁₆ "	12" x 17" x 3"	292 lbs	8"	Front	30	N
• LAP30EULBA-GM	42 ¹ / ₂ " x 24" x 47 ⁵ / ₁₆ "	12" x 17" x 3"	272 lbs	5"	Rear	30	N
• LAP30EULFR-GM	42 ¹ / ₂ " x 24" x 47 ⁵ / ₁₆ "	12" x 17" x 3"	272 lbs	5"	Front	30	N
LAP30EULBA-CTMBT	42 ¹ / ₂ " x 24" x 47 ⁵ / ₁₆ "	12" x 17" x 3"	272 lbs	5"	Rear	30	Y
LAP30EULFR-CTMBT	42 ¹ / ₂ " x 24" x 47 ⁵ / ₁₆ "	12" x 17" x 3"	272 lbs	5"	Front	30	Y

Patent pending on design and features by Bretford Manufacturing, Inc.



LAP30EULBA-GM, LAP30EULFR-GM, LAP30EULBA-CTMBT, and LAP30EULFR-CTMBT are TUV and UL Listed. See page 208 for a full description of Bretford's Antimicrobial Product Solutions.

LAPTOP CARTS 30-UNIT

Ideal for  Learning Solutions.



Model #	W x D x H	Compartment Size W x D x H	Wt	Caster Size	Electrical	
LAP30ULV-CT	43 ^{3/8"} x 27 ^{3/8"} x 45 ^{1/8"}	2 ^{5/8"} x 15 ^{1/2"} x 12 ^{5/8"}	270 lbs	5"	Rear	30




Concrete (-CT)


Grey Mist (-GM)

See pages 192-195 for special order colors. Additional costs and longer lead times may apply.



F Available in Grey Mist and Concrete powder paint finish.

ACCESSORIES



LAPTMR2 Automatic Timer

The Automatic Timer allows both laptop cart electrical units to be plugged into the timer and to be powered from a single wall outlet. The timer switches the electrical current from one electrical unit to the other, preventing circuit overload. To avoid tripping of electrical unit breakers, the consistent amperage draw should average 12 amps, with no more than a 15 amperage draw for short periods. The 18, 24, and 30-unit carts require a separate power circuit for each electrical post when the Automatic Timer is not used. Not for use on LAP20ULH or LAP30ULV carts. Timer is resettable and ships standard with a four-hour charging period per electrical unit.



TGLOCK Resettable Combination Padlock

Features a 40mm laminated steel body with a hardened steel shackle coated in plastic to protect equipment. Replaces original lock on laptop carts. Combination can be reset for multiple combinations.

LAPTOP CARTS

32-UNIT

Ideal for  Learning Solutions.

Our 32-Unit Carts store and charge up to thirty-two netbook computers. Carts feature two shelves with eight compartments each, and have a built-in handle for easy mobility. The 32-outlet UL electrical system includes an Automatic Timer and 16-outlet Charger Unit. A large working surface and an extra 4-outlet power source add support for an extra netbook or printer. Rear grommet hole and cord winders on the side panel allow for cord management and easy access to electrical units. Perforated doors and rear and side panels allow ventilation of equipment when charging.

★ Easily charge, store, and transport netbook computers in any education environment.



LAPTOP CARTS 32-UNIT

Ideal for  Learning Solutions.



NETBOOK32 Micro Computer Laptop Cart

Features steel construction, four 5" swivel casters (two locking). Includes 14-gauge locking point and 40mm resettable combination lock for security. Electrical units, each with on/off switch, mount inside rear of cart. Timer ships standard with a 4-hour charging period per electrical unit and an 8-hour charging time for all netbook/micro computers.

Model #	W x D x H	Compartment Size W x D x H	Wt	Caster Size	Electrical	Netbook Capacity	Antimicrobial
• NETBOOK32	35½" x 21½" x 38⅞"	4⅜" x 15" x 13½"	135 lbs	5"	Rear	32	N
NETBOOK32-ANMBT	35½" x 21½" x 38⅞"	4⅜" x 15" x 13½"	135 lbs	5"	Rear	32	Y



See pages 192-195 for special order colors. Additional costs and longer lead times may apply.

Anthracite (-AN)

F Available in Anthracite powder paint finish.

See page 208 for a full description of Bretford's Antimicrobial Product Solutions.



DEPENDABILITY INCLUDED

OVER 50 YEARS OF EXPERIENCE
AND A 12-YEAR WARRANTY ASSURE THAT YOU
CAN COUNT ON BRETTFORD'S CARTS AND STANDS.

Since 1957, Bretford has been making **durable, safe** Multimedia Carts and Stands to support technology in the classroom. We offer a variety of carts and stands with unique features, such as **pull-out shelves** and **lockable cabinets**, to assure you're getting the smartest, safest solution that makes learning and teaching easier.



MULTIMEDIA CARTS AND STANDS

PROJECTOR CARTS

Ideal for  Learning and  Meeting Solutions.

Our AV Carts are constructed of steel and feature an open shelf design for holding projectors, monitors, document cameras, computers and additional AV equipment. Carts are available with the option of two or three shelves.

★ Ideal for holding multimedia technology equipment. Media moves easily around open offices, presentation rooms, lecture halls and classrooms.



A2642 Adjustable AV Cart

Carts feature die-pressed shelves with a 1/4" lip around the edge. Top shelves are arc-welded, reinforced and include a non-slip, ribbed rubber mat. Adjusts to heights of 26", 30", 34", 38", and 42". Recommended for use with projectors or CRT monitors up to 20" diagonal.



2642NSKIT-BK Retro-Fit Shelf Kit

For converting older models of A2642 or CA2642 carts for compatibility with laptop computers. Replaces the old top shelf. Kit includes a 14" D pull-out laptop shelf.



+ A2642 Adjustable AV Cart with
2642NSKIT Retro-Fit Shelf Kit;
Connections Work Centers, page 125

Model #	W x D x H	Wt	Shelf Size	Top Shelf Lip	Caster Size	Electrical
• A2642	24" x 18" x 26-42"	42 lbs	24"W x 18"D	1/4"	4"	-
• A2642E	24" x 18" x 26-42"	44 lbs	24"W x 18"D	1/4"	4"	6 Outlets
• A2642-M4	24" x 18" x 26-42"	44 lbs	24"W x 18"D	1/4"	4"	6 Outlets
• 2642NSKIT	24" x 18" x 26-42"	29.5 lbs	24"W x 18"D	1/4"	-	-



Black (-BK)

See pages 192-195 for special order colors. Additional costs and longer lead times may apply.

F Available in Black powder paint finish.



MULTIMEDIA CARTS AND STANDS

PROJECTOR CARTS

Ideal for  Learning and  Meeting Solutions.



42 AV Cart

Cart is 42" high and includes three shelves. Features welded steel construction, and die-pressed shelves with rounded edges. Recommended for use with projectors or CRT monitors up to 20" diagonal.



34 AV Cart

Cart is 34" high and includes three shelves. Features welded steel construction, and die-pressed shelves with rounded edges. Recommended for use with projectors or CRT monitors up to 20" diagonal.



26 AV Cart

Cart is 26" high and includes two shelves. Features welded steel construction, and die-pressed shelves with rounded edges. Recommended for use with projectors or CRT monitors up to 20" diagonal.



Model #	W x D x H	Wt	Shelf Size	Top Shelf Lip	Caster Size	Electrical
• 42-P4	24" x 18" x 42"	41 lbs	24"W x 18"D	1/4"	4"	-
• 42-E4	24" x 18" x 42"	44 lbs	24"W x 18"D	1/4"	4"	6 Outlets
• 42-M4	24" x 18" x 42"	44 lbs	24"W x 18"D	1/4"	4"	6 Outlets
• 34-P4	24" x 18" x 34"	38 lbs	24"W x 18"D	1/4"	4"	-
• 34-E4	24" x 18" x 34"	41 lbs	24"W x 18"D	1/4"	4"	6 Outlets
• 34-M4	24" x 18" x 34"	41 lbs	24"W x 18"D	1/4"	4"	6 Outlets
• 26-P4	24" x 18" x 26"	31 lbs	24"W x 18"D	1/4"	4"	-
• 26-E4	24" x 18" x 26"	34 lbs	24"W x 18"D	1/4"	4"	6 Outlets
• 26-M4	24" x 18" x 26"	34 lbs	24"W x 18"D	1/4"	4"	6 Outlets

F Available in Black powder paint finish.

MULTIMEDIA CARTS AND STANDS

PROJECTOR CARTS

Ideal for  Learning and  Meeting Solutions.



CA2642 Adjustable Cabinet Cart

Features 14-gauge uprights, 20-gauge die-pressed shelves, and a locking lower cabinet with a rear grommet hole to secure equipment. Top shelves are arc-welded and reinforced and come with a non-slip, ribbed rubber mat. Cart has 5-height capability: 26", 30", 34", 38", or 42". For use with projectors or CRT monitors up to 20" diagonal.



2642NSKIT-BK Retro-Fit Kit

For converting older models of A2642 or CA2642 carts for compatibility with laptop computers. Replaces the top shelf. Kit includes a 14" deep pull-out laptop shelf.



Model #	W x D x H	Wt	Shelf Size	Top Shelf Lip	Caster Size	Electrical
• CA2642	24" x 18" x 26-42"	58 lbs	24W" x 18"D	1/4"	4"	-
• CA2642E	24" x 18" x 26-42"	63 lbs	24W" x 18"D	1/4"	4"	6 Outlets
• CA2642-M4	24" x 18" x 26-42"	58 lbs	24W" x 18"D	1/4"	4"	6 Outlets
• 2642NSKIT	24" x 18" x 26-42"	23 lbs	24W" x 18"D	1/4"	-	-



See pages 192-195 for special order colors. Additional costs and longer lead times may apply.

Black (-BK)

F Available in Black powder paint finish.



MULTIMEDIA CARTS AND STANDS

PLASTIC PROJECTOR CARTS

Ideal for  Learning and  Meeting Solutions.

Our adjustable-height Plastic Utility Carts are lightweight for easy transport and sturdy to withstand heavy equipment. Large top shelf holds projectors and CRT monitors up to 20" diagonal, or other AV equipment. Shelves are molded from tough, high-density polyethylene plastic. Large handle is included on top shelf for easy transport and can be used as a convenient cord winder for the 3-outlet electrical unit.

★ Plastic construction is light and easily maneuverable in and around conference rooms and classrooms.



BPDOU Plastic Utility Cart

Features black PVC pipe legs that are interchangeable to create 26", 34", or 42" H cart sizes.



Model #	W x D x H	Wt	Shelf Size	Top Shelf Lip	Caster Size	Electrical
• BPDOU-E4	24" x 18" x 26-42"	32.5 lbs	24"W x 18"D	1/4"	4"	3 Outlets
• BPDOU-P4	24" x 18" x 26-42"	29.5 lbs	24"W x 18"D	1/4"	4"	-

F Available in Black powder paint finish.



See pages 192-195 for special order colors. Additional costs and longer lead times may apply.

Black (-BK)

MULTIMEDIA CARTS AND STANDS

PROJECTOR CARTS WITH PULL-OUT NOTEBOOK SHELVES FOR PRESENTATIONS

Ideal for  Learning and  Meeting Solutions.

These carts feature pull-out shelves and hold data projectors, laptop, document camera, DVD, audio equipment, and more. Ideal for use with interactive multimedia presentations.

★ Pull-out shelves for interactive instruction in computer labs, classrooms, libraries, and conference rooms.

**ECILS1-BK Mobile Projector Cart**

Features a 42" H top shelf and single, large, adjustable pull-out shelf that can be set for sitting or standing heights. Lower shelf provides additional storage space and large cord bin keeps cords organized. Part of our Antimicrobial Product Solutions.

+ *Connections Work Center, page 125*

Model #	W x D x H	Wt	Caster Size	Electrical	Laptop Shelf	Seated Ht	Standing Ht	Top Shelf Lip	Antimicrobial
• ECILS1-BK	32" x 24" x 42"	79 lbs	4"	-	29"W x 13"D	25", 27", 29"	33 ¹ / ₂ ", 35 ¹ / ₂ ", 37 ¹ / ₂ "	1/8"	N
• ECILS1-CTMBT	32" x 24" x 42"	79 lbs	4"	-	29"W x 13"D	25", 27", 29"	33 ¹ / ₂ ", 35 ¹ / ₂ ", 37 ¹ / ₂ "	1/8"	Y
• ECILS1-BPMBT	32" x 24" x 42"	79 lbs	4"	-	29"W x 13"D	25", 27", 29"	33 ¹ / ₂ ", 35 ¹ / ₂ ", 37 ¹ / ₂ "	1/8"	Y
• ECILS1FF-BK	32" x 24" x 42"	83 lbs	4"	6 Outlets	29"W x 13"D	25", 27", 29"	33 ¹ / ₂ ", 35 ¹ / ₂ ", 37 ¹ / ₂ "	1/8"	N
• ECILS1FF-CTMBT	32" x 24" x 42"	83 lbs	4"	6 Outlets	29"W x 13"D	25", 27", 29"	33 ¹ / ₂ ", 35 ¹ / ₂ ", 37 ¹ / ₂ "	1/8"	Y
• ECILS1FF-BPMBT	32" x 24" x 42"	83 lbs	4"	6 Outlets	29"W x 13"D	25", 27", 29"	33 ¹ / ₂ ", 35 ¹ / ₂ ", 37 ¹ / ₂ "	1/8"	Y

See page 208 for a full description of Bretford's Antimicrobial Product Solutions.



Concrete (-CT)



Black (-BK)

See pages 192-195 for special order colors. Additional costs and longer lead times may apply.

F Available in Black powder paint finish.



MULTIMEDIA CARTS AND STANDS

PROJECTOR CARTS WITH PULL-OUT NOTEBOOK SHELVES FOR PRESENTATIONS

Ideal for  Learning and  Meeting Solutions.



ECILS15-BK Mobile Projector Cart

Features 33" H top shelf and pull-out notebook shelf, which can be set at 25", 27", or 29" sitting heights. Includes large cord management bin. Part of our Antimicrobial Product Solutions.



ECILS2-BK Mobile Projector Cart

Features 42" H top shelf and adjustable, pull-out notebook computer shelf that can be set at three heights in standing or sitting positions. Lower shelf provides additional storage space. Part of our Antimicrobial Product Solutions.



ECILS3-BK Cabinet Projector Cart

Carts are designed for computer projection with an adjustable-height top shelf and single large pull-out laptop shelf. Lower cabinet has perforated holes for ventilation, grommet holes for cable management, and locks to secure additional equipment. Part of our Antimicrobial Product Solutions.



Model #	W x D x H	Wt	Caster Size	Electrical	Laptop Shelf	Seated Ht	Standing Ht	Top Shelf Lip	Antimicrobial
• ECILS15-BK	32" x 24" x 33"	69 lbs	4"	-	29"W x 13"D	25", 27", 29"	-	1/8"	N
ECILS15-CTMBT	32" x 24" x 33"	69 lbs	4"	-	29"W x 13"D	25", 27", 29"	-	1/8"	Y
ECILS15-BPMBT	32" x 24" x 33"	69 lbs	4"	-	29"W x 13"D	25", 27", 29"	-	1/8"	Y
• ECILS15FF-BK	32" x 24" x 33"	69 lbs	4"	6 Outlets	29"W x 13"D	25", 27", 29"	-	1/8"	N
ECILS15FF-CTMBT	32" x 24" x 33"	69 lbs	4"	6 Outlets	29"W x 13"D	25", 27", 29"	-	1/8"	Y
ECILS15FF-BPMBT	32" x 24" x 33"	69 lbs	4"	6 Outlets	29"W x 13"D	25", 27", 29"	-	1/8"	Y
• ECILS2-BK	24" x 18" x 42"	40 lbs	4"	-	15"W x 13"D	25", 27", 29"	33 1/2", 35 1/2", 37 1/2"	1/8"	N
ECILS2-CTMBT	24" x 18" x 42"	40 lbs	4"	-	15"W x 13"D	25", 27", 29"	33 1/2", 35 1/2", 37 1/2"	1/8"	Y
ECILS2-BPMBT	24" x 18" x 42"	40 lbs	4"	-	15"W x 13"D	25", 27", 29"	33 1/2", 35 1/2", 37 1/2"	1/8"	Y
• ECILS2M-BK	24" x 18" x 42"	43 lbs	4"	6 Outlets	15"W x 13"D	25", 27", 29"	33 1/2", 35 1/2", 37 1/2"	1/8"	N
ECILS2M-CTMBT	24" x 18" x 42"	43 lbs	4"	6 Outlets	15"W x 13"D	25", 27", 29"	33 1/2", 35 1/2", 37 1/2"	1/8"	Y
ECILS2M-BPMBT	24" x 18" x 42"	43 lbs	4"	6 Outlets	15"W x 13"D	25", 27", 29"	33 1/2", 35 1/2", 37 1/2"	1/8"	Y

Model #	W x D x H	Wt	Caster Size	Electrical	Cabinet	Cabinet Size	Standing Ht	Top Shelf Lip	Antimicrobial
• ECILS3-BK	33 1/2" x 24 1/4" x 31-39"	104 lbs	4"	-	Unassembled	32"W x 23 3/4"D x 15 7/8"H	29"W x 13"D	1/8"	N
• ECILS3-CTMBT	33 1/2" x 24 1/4" x 31-39"	104 lbs	4"	-	Unassembled	32"W x 23 3/4"D x 15 7/8"H	29"W x 13"D	1/8"	Y
• ECILS3-BPMBT	33 1/2" x 24 1/4" x 31-39"	104 lbs	4"	-	Unassembled	32"W x 23 3/4"D x 15 7/8"H	29"W x 13"D	1/8"	Y
• ECILS3FF-BK	32 1/2" x 24 1/4" x 31-39"	108 lbs	4"	12 Outlets	Unassembled	32"W x 23 3/4"D x 15 7/8"H	29"W x 13"D	1/8"	N
• ECILS3FF-CTMBT	32 1/2" x 24 1/4" x 31-39"	108 lbs	4"	12 Outlets	Unassembled	32"W x 23 3/4"D x 15 7/8"H	29"W x 13"D	1/8"	Y
• ECILS3FF-BPMBT	32 1/2" x 24 1/4" x 31-39"	108 lbs	4"	12 Outlets	Unassembled	32"W x 23 3/4"D x 15 7/8"H	29"W x 13"D	1/8"	Y

F Available in Black powder paint finish.

MULTIMEDIA CARTS AND STANDS

PROJECTOR CARTS WITH PULL-OUT NOTEBOOK SHELVES FOR PRESENTATIONS

Ideal for  Learning and  Meeting Solutions.

**TCPUL23 PAL Presenter's Assistant for Learning**

Compact presentation cart stores a data projector, document camera, and DVD player. Includes rails for 19" rack mounted sound systems, power units and computer equipment, with added room for a speaker system. Califone speaker included with some models. Designed to work with a laptop computer with pull-out shelf at standing height. Includes a perforated locking cabinet with front and rear access and a dual-plate cutout that supports an optional data plate pass-through for easy plug-in of laptop to projectors and AV equipment. Projector pull-out shelf locks away inside cabinet when not in use to deter theft.

Model #	W x D x H	Wt	Shelf Size	Caster Style	Electrical	Speaker	TCDPT Included	Antimicrobial
• TCPUL23	23" x 23" x 41"	65 lbs	23"W x 23"D	4" Twin Wheel	-	N	N	N
• TCPUL23FF	23" x 23" x 41"	69 lbs	23"W x 23"D	4" Twin Wheel	12 Outlets	N	N	N
• TCPUL23FFDS	23" x 23" x 41"	71 lbs	23"W x 23"D	4" Twin Wheel	12 Outlets	Y	Y	N
• TCP23	23" x 23" x 41"	65 lbs	23"W x 23"D	4" Rubber	-	N	N	N
• TCP23FF	23" x 23" x 41"	69 lbs	23"W x 23"D	4" Rubber	12 Outlets	N	N	N
• TCP23FFDS	23" x 23" x 41"	71 lbs	23"W x 23"D	4" Rubber	12 Outlets	Y	Y	N
TCPUL23-CTMBT	23" x 23" x 41"	65 lbs	23"W x 23"D	4" Twin Wheel	-	N	N	Y
TCPUL23-BPMBT	23" x 23" x 41"	69 lbs	23"W x 23"D	4" Twin Wheel	-	N	N	Y
TCPUL23FF-CTMBT	23" x 23" x 41"	69 lbs	23"W x 23"D	4" Twin Wheel	12 Outlets	N	N	Y
TCPUL23FF-BPMBT	23" x 23" x 41"	71 lbs	23"W x 23"D	4" Twin Wheel	12 Outlets	Y	Y	Y
TCP23-CTMBT	23" x 23" x 41"	65 lbs	23"W x 23"D	4" Rubber	-	N	N	Y
TCP23-BPMBT	23" x 23" x 41"	65 lbs	23"W x 23"D	4" Rubber	-	N	N	Y
TCP23FF-CTMBT	23" x 23" x 41"	69 lbs	23"W x 23"D	4" Rubber	12 Outlets	N	N	Y
TCP23FF-BPMBT	23" x 23" x 41"	71 lbs	23"W x 23"D	4" Rubber	12 Outlets	Y	Y	Y

See page 208 for a full description of Bretford's Antimicrobial Product Solutions.



TCDPT Data Pass Through

Mounts to dual plate cutout on side panel. Includes two HD15/VGA jacks, one S video jack, one 3.5mm audio jack, and video with L/R stereo RCA jacks.



Concrete (-CT)



Grey Mist (-GM)



Black (-BK)

See pages 192-195 for special order colors. Additional costs and longer lead times may apply.

F Available in Grey Mist, Concrete and Black powder paint finish.



MULTIMEDIA CARTS AND STANDS

PROJECTOR CARTS WITH PULL-OUT NOTEBOOK SHELVES FOR PRESENTATIONS

Ideal for  Learning and  Meeting Solutions.

**A2642NS AV Notebook Cart**

Features welded steel construction with 26", 30", 34", 38" or 42" H adjustable top shelf, and pull-out notebook shelf for presentations.

**CA2642NS AV Notebook Cart and Projection Cart**

Cart features five-height capacity from 26"-42" that easily adjusts by resetting four screws. Includes 14" pull-out notebook shelf and large, lockable, lower storage cabinet with rear grommet hole. Recommended for use with a projector and notebook computer.

**TC12 Multimedia Carts**

Presentation carts feature two sided pull-out shelves for a laptop computer or projector, with room on the top shelf for a document camera. Lower shelf provides additional storage and large cord bin keeps cords organized.



Model #	W x D x H	Wt	Caster Size	Electrical	Cabinet	Cabinet Size	Pull-Out Shelf	Top Shelf Lip
• A2642NS	24" x 18" x 26-42"	47 lbs	4"	-	-	-	20"W x 14"D	1/4"
• A2642NSE	24" x 18" x 26-42"	49 lbs	4"	6 Outlets	-	-	20"W x 14"D	1/4"
• A2642NS-E5	24" x 18" x 27-43"	50 lbs	5"	6 Outlets	-	-	20"W x 14"D	1/4"
• A2642NS-M4	24" x 18" x 26-42"	49 lbs	4"	6 Outlets	-	-	20"W x 14"D	1/4"
• A2642NS-M5	24" x 18" x 27-43"	50 lbs	5"	6 Outlets	-	-	20"W x 14"D	1/4"
• A2642NS-P5	24" x 18" x 27-43"	48 lbs	5"	-	-	-	20"W x 14"D	1/4"
• CA2642NS-M4	24" x 18" x 26-42"	65 lbs	4"	6 Outlets	Assembled	23 ¹ / ₂ "W x 17 ¹ / ₂ "D x 15 ¹ / ₂ "H	20"W x 14"D	1/4"
• CA2642NS	24" x 18" x 26-42"	63 lbs	4"	-	Assembled	23 ¹ / ₂ "W x 17 ¹ / ₂ "D x 15 ¹ / ₂ "H	20"W x 14"D	1/4"
• CA2642NSE	24" x 18" x 26-42"	65 lbs	4"	6 Outlets	Assembled	23 ¹ / ₂ "W x 17 ¹ / ₂ "D x 15 ¹ / ₂ "H	20"W x 14"D	1/4"
• TC12-BK	32" x 24" x 42"	82 lbs	4"	-	-	-	20 ³ / ₄ "W x 14"D	1/8"
• TC12FF-BK	32" x 24" x 42"	86 lbs	4"	6 Outlets	-	-	20 ³ / ₄ "W x 14"D	1/8"

F Available in Black powder paint finish.



MULTIMEDIA CARTS AND STANDS

PROJECTOR CARTS WITH PULL-OUT NOTEBOOK SHELVES FOR PRESENTATIONS

Ideal for  Learning and  Meeting Solutions.



TC15 Cabinet Rack Mount Cart

Two pull-out shelves accommodate a laptop computer and projector while top shelf supports a document camera. Lower locking cabinet includes 19" rack rail with 16-unit spacing and two accessory shelves. Ships ready to assemble.



TC15SA Cabinet Rack Mount Cart


Same features as TC15 with pre-assembled welded cabinet.



TC35 Cabinet Multimedia Cart

Cart features a height-adjustable top shelf and two pull-out shelves to accommodate a laptop computer and document camera. Lower, lockable cabinet has perforated holes for ventilation and locks to secure additional equipment.

Model #	W x D x H	Wt	Caster Size	Electrical	Cabinet	Cabinet Size	Pull-Out Shelf	Top Shelf Lip
• TC15-BK	32" x 24" x 42"	154 lbs	4"	-	Unassembled	30"W x 23"D x 27"H	20 ³ / ₄ "W x 14"D	1/8"
• TC15FF-BK	32" x 24" x 42"	158 lbs	4"	12 Outlets	Unassembled	30"W x 23"D x 27"H	20 ³ / ₄ "W x 14"D	1/8"
• TC15SA-BK	32" x 24" x 42"	154 lbs	4"	-	Assembled	30"W x 23"D x 27"H	20 ³ / ₄ "W x 14"D	1/8"
• TC15SAFF-BK	32" x 24" x 42"	158 lbs	4"	12 Outlets	Assembled	30"W x 23"D x 27"H	20 ³ / ₄ "W x 14"D	1/8"
• TC35-BK	32 ¹ / ₂ " x 24 ¹ / ₄ " x 31-39"	104 lbs	4"	-	Unassembled	32"W x 23 ³ / ₄ "D x 15 ⁷ / ₈ "H	20 ³ / ₄ "W x 14"D	1/8"
• TC35FF-BK	32 ¹ / ₂ " x 24 ¹ / ₄ " x 31-39"	108 lbs	4"	6 Outlets	Unassembled	32"W x 23 ³ / ₄ "D x 15 ⁷ / ₈ "H	20 ³ / ₄ "W x 14"D	1/8"



See pages 192-195 for special order colors. Additional costs and longer lead times may apply.

Black (-BK)

F Available in Black powder paint finish.

MULTIMEDIA CARTS AND STANDS

COMPUTER CARTS WITH PULL-OUT KEYBOARD SHELVES

Ideal for  Learning and  Working Solutions.

Our steel constructed Computer Carts are designed to easily support and transport your technology equipment.

Ideal for computer-related equipment, you choose the cart that will best support your technology needs.

★ *Designed to support computers and other technology in education and work environments.*

**EC4 Mobile Computer Workstation**

Carts feature steel construction and die-pressed shelves. Includes space for computer, keyboard and printer on height-adjustable, roll-out shelves.



F Available in Putty Beige powder paint finish.

EC4X Mobile Computer Workstation

Same features as EC4 with a mousepad shelf that extends 9" from the keyboard shelf. Mousepad shelf can be mounted on the left or right side.



F Available in Putty Beige powder paint finish.

EC4000 Computer Workstation

Includes a height-adjustable, pull-out keyboard shelf, an adjustable CPU tower holder that can be mounted on right or left side, and cord management bin. Steel construction.



F Available in Grey Mist powder paint finish.

Model #	W x D x H	Wt	Caster Size	Top & Bottom Shelf	Pull-Out Shelf	Electrical	Top Shelf Lip
• EC4-E4	24" x 18" x 33"	48 lbs	4"	24"W x 18"D	21 ¹ / ₄ "W x 13"D	6 Outlets	1/8"
• EC4-E5	24" x 18" x 34"	48 lbs	5"	24"W x 18"D	21 ¹ / ₄ "W x 13"D	6 Outlets	1/8"
• EC4-M4	24" x 18" x 33"	49.5 lbs	4"	24"W x 18"D	21 ¹ / ₄ "W x 13"D	6 Outlets	1/8"
• EC4-M5	24" x 18" x 34"	49.5 lbs	5"	24"W x 18"D	21 ¹ / ₄ "W x 13"D	6 Outlets	1/8"
• EC4-P4	24" x 18" x 33"	48 lbs	4"	24"W x 18"D	21 ¹ / ₄ "W x 13"D	-	1/8"
• EC4X-E4	24" x 18" x 33"	55 lbs	4"	24"W x 18"D	21 ¹ / ₄ "W x 13"D	6 Outlets	1/8"
• EC4X-E5	24" x 18" x 34"	55 lbs	5"	24"W x 18"D	21 ¹ / ₄ "W x 13"D	6 Outlets	1/8"
• EC4X-P4	24" x 18" x 33"	55 lbs	4"	24"W x 18"D	21 ¹ / ₄ "W x 13"D	-	1/8"
• EC4X-P5	24" x 18" x 34"	55 lbs	5"	24"W x 18"D	21 ¹ / ₄ "W x 13"D	-	1/8"

Model #	W x D x H	Wt	Caster Size	Cord Bin	Pull-Out Shelf	Electrical	Top Shelf Lip
• EC4000-GM	32" x 24" x 33"	76 lbs	4"	30"W x 4 ¹ / ₂ "D x 10"H	29"W x 13"D	-	1/8"
• EC4000-GM5	32" x 24" x 34"	76 lbs	5"	30"W x 4 ¹ / ₂ "D x 10"H	29"W x 13"D	-	1/8"
• EC4000FF-GM	32" x 24" x 33"	80 lbs	4"	30"W x 4 ¹ / ₂ "D x 10"H	29"W x 13"D	6 Outlets	1/8"
• EC4000FF-GM5	32" x 24" x 34"	80 lbs	5"	30"W x 4 ¹ / ₂ "D x 10"H	29"W x 13"D	6 Outlets	1/8"



MULTIMEDIA CARTS AND STANDS

OVERHEAD AND DOCUMENT CAMERA CARTS AND STANDS

Ideal for  Learning and  Meeting Solutions.

These carts are ideal for holding data projectors, document cameras, and traditional overhead projectors.

Models are available in sitting height, standing height, or are adjustable to both applications.

★ Holds presentation materials ideal for classrooms, labs, conference rooms, and lecture halls.



OH29 Sit-Down Projector Table

Cart is desk height for sit-down presentations. Features folding, space-saving drop leaves on both sides of the projector well. Projector shelf adjusts from 19"-27^{3/4}" H (in four increments).



F Available in Putty Beige or Black.



OH39 Projector Cart


For stand-up presentations. Cart is 39" H for standing use. Projector well adjusts from 29"-37^{3/4}" H (in four increments). Includes folding drop leaves on both sides of projector well.



F Available in Putty Beige or Black.

+ Quattro Voltea, page 136


Model #	W x D x H	Wt	Projector Well	Lower Shelf	Drop Leaves	Caster Size	Electrical
• OH29	22 ^{1/2} " x 19 ^{3/4} " x 29"	38 lbs	17"W x 19 ^{3/4} "D	17"W x 19 ^{3/4} "D	11" x 20 ^{1/4} "	4"	-
• OH29E	22 ^{1/2} " x 19 ^{3/4} " x 29"	40 lbs	17"W x 19 ^{3/4} "D	17"W x 19 ^{3/4} "D	11" x 20 ^{1/4} "	4"	6 Outlets
• OH39	22 ^{1/2} " x 19 ^{3/4} " x 39"	40 lbs	17"W x 19 ^{3/4} "D	17"W x 19 ^{3/4} "D	11" x 20 ^{1/4} "	4"	-
• OH39E	22 ^{1/2} " x 19 ^{3/4} " x 39"	42 lbs	17"W x 19 ^{3/4} "D	17"W x 19 ^{3/4} "D	11" x 20 ^{1/4} "	4"	6 Outlets
• AOH2741-E4	37" x 22 ^{1/2} " x 27-41"	67 lbs	17 ^{1/2} "W x 20 ^{1/2} "D	17 ^{1/16} "W x 18 ^{3/8} "D x 4"H	-	4"	6 Outlets
• AOH2741-M4	37" x 22 ^{1/2} " x 27-41"	67 lbs	17 ^{1/2} "W x 20 ^{1/2} "D	17 ^{1/16} "W x 18 ^{3/8} "D x 4"H	-	4"	6 Outlets
• AOH2741-P4	37" x 22 ^{1/2} " x 27-41"	64 lbs	17 ^{1/2} "W x 22 ^{1/2} "D	17 ^{1/16} "W x 18 ^{3/8} "D x 4"H	-	4"	-



Grey Mist (-GM)



Putty Beige (-PB)



Black (-BK)

See pages 192-195 for special order colors. Additional costs and longer lead times may apply.



AOH2741 Projector Table

Cart adapts to stand-up or sit-down applications. Work surface adjusts from 27" to 41" H (in 2" increments). Projector well adjusts from 5" to 11" (in 1/2" increments). Includes storage space below projector well.

F Available in Black powder paint finish.

MULTIMEDIA CARTS AND STANDS

PRINTER STANDS

Ideal for Learning, Meeting, and Working Solutions.

Our steel Printer Stands support heavy equipment and are available with adjustable shelf options, multiple shelf configurations, and locking storage cabinets. All models include 2" casters.

★ *Functional anywhere you need a printer. Great for libraries, administrative offices, and classrooms.*



FAX2 Office Machine Stand

Stand has modular shelves, which divide into a maximum of twelve letter paper slots. Dividers are removable to hold larger paper. Cabinet locks for storage. Includes 2" casters (two locking). Ready to assemble.




F Available in Putty Beige powder paint finish.



FC27 Office Machine Stand

Features seven cubic feet of storage with an adjustable, full-width interior shelf, which adjusts to heights of 7^{5/8}", 11", and 13^{5/8}". Rolls on 2" ball casters.

F Available in Black and Putty Beige powder paint finish.



Grey Mist (-GM) Putty Beige (-PB) Black (-BK)



See pages 192-195 for special order colors. Additional costs and longer lead times may apply.



FC2020 Office Machine Stand/Laser Printer Stand

Features a welded cabinet, a fixed, full-width interior shelf, and 2" hidden ball casters (non-locking). Ships assembled.



F Available in Black, Putty Beige and Grey Mist powder paint finish.



C15 Office Machine Stand/Laser Printer Stand

For use with tall printers and copiers. Features top shelf and lower storage cabinet. Includes 2" casters (all locking).



F Available in Black powder paint finish.

Model #	W x D x H	Wt	Cabinet	Caster Size	Cabinet Shelves
• FAX2	30" x 20" x 28 ^{1/2} "	97 lbs	28"W x 19"D x 10"H	2"	1
• FC2020	20" x 20" x 24 ^{1/2} "	50 lbs	19 ^{3/4} "W x 19 ^{1/4} "D x 17 ^{3/4} "H	2"	2
• FC27	36" x 18" x 27"	74 lbs	36"W x 17 ^{1/2} "D x 21 ^{1/2} "H	2"	2
• C15-BK	24 ^{1/4} " x 18 ^{1/8} " x 14 ^{7/8} "	34 lbs	23 ^{3/4} "W x 17 ^{3/4} "D x 9"H	2"	1

MULTIMEDIA CARTS AND STANDS ACCESSORIES

Ideal for  Learning,  Meeting, and  Working Solutions.

Increase the mobility of your Media Carts with some of our accessories. Accessories are not for use with Printer Stands.



• ETHKIT Handle Accessory

Handle mounts to top shelf using existing bolts for easier transport of equipment. For use on series models TC12, TC35, TC15, TC15SA, ECILS1, ECILS15, ECILS3, and EC4000.



• CRDMR Cord Minder

Cord management tool clips to any 1" square, tubular cart leg without tools. Easily adjusts and can be reused multiple times. Comes in a set of three clips. For use on MP series carts, TC12, ECILS1, ECILS2, ECILS15, EC4000, EC4, and EC4X.

• RM1820-2428 Rubber Mats

Ribbed black rubber mats lay flat on the top shelf of AV carts. Rubber mat is 1/16" thick.

	Fits Shelf Size
• RM1820	20"W x 18"D
• RM1824	24"W x 18"D
• RM1836	36"W x 18"D
• RM2024	24"W x 20"D
• RM2030	30"W x 20"D
• RM2036	36"W x 20"D
• RM2232	32"W x 22"D
• RM2428	28"W x 24"D

• 044-0404 2" Ball Caster Pack

Found on office machine stands and smaller AV/TV carts. Ideal for low-pile carpet. Each caster is load rated up to 80 lbs. Includes four casters.



• 044-0024 4" Caster Pack

Includes four casters (two locking). Each caster is load rated to accept up to 115 lbs. Standard on many Bretford AV and computer carts.

• 044-0025 5" Caster Pack

May be ordered in place of the 4" casters for any Bretford AV or computer cart. Useful for deep carpet or rough surfaces. Includes four stem casters (two locking). Each caster is load rated to accept up to 125 lbs.



• PC4 4" Twin Plastic Stem Caster Pack

Includes four casters (two with locking brakes). Can be used in place of a 4" caster for any Bretford AV or computer cart. Each caster is load rated to accept up to 125 lbs.



E6 6-Outlet Power Strip

Six-outlet electrical unit attaches to pre-drilled holes on Bretford computer and multimedia tables. Features a 20' power cord with 3-wire grounded cord, overload protection, and on/off switch.



CHOOSE YOUR VIEW



BRETFORD OFFERS THE MOST EXTENSIVE COLLECTION OF FLAT PANEL CARTS.

Our carts are designed to be mobile, safe, and versatile so they work with a variety of flat panel monitors. The carts **move easily from one space to another** for use in multiple classrooms or meeting rooms. You can count on Bretford for safe, dependable solutions. All Flat Panel Carts are designed to pass **UL tip test standards**. And our FPBBUL Series has been certified by UL to meet **1667 standards specifically for schools**. No matter what your needs are, there's a Bretford Flat Panel Cart for you.

FLAT PANEL CARTS

UL LISTED FOR SCHOOLS

Ideal for  Learning and  Meeting Solutions.

Our Flat Panel Wide Body Carts are UL Listed to 1667 standards for schools and provide a secure, mobile solution for holding and transporting flat panel monitors. Each cart features a wide body design, adjustable flat panel mount with 0 to 15 degree forward tilt, and a handle for easy maneuvering.

★ *UL listed for safety means these carts are ideal for environments where children work and learn.*

FPBBUL32 Flat Panel Wide Body Cabinet Cart

Supports monitors up to 65 lbs (suggested 30" to 42" flat panel) with an adjustable bracket for a mounting hole pattern up to 700mm wide by 400mm high. UL Listed to 1667 standards for tall institutional carts.

Product design and features patented by Bretford Manufacturing, Inc.



Model #	W x D x H	Wt	Cabinet Dimensions	Caster Size	Monitor Wt	Suggested Monitor Size	Electrical
• FPBBUL32-E4BK	32" x 27 ¹ / ₂ " x 66"	89 lbs	-	4"	65 lbs	30"-42"	6 Outlets
• FPBBUL32-M4BK	32" x 27 ¹ / ₂ " x 66"	89 lbs	-	4"	65 lbs	30"-42"	6 Outlets
• FPBBUL32-P4BK	32" x 27 ¹ / ₂ " x 66"	86 lbs	-	4"	65 lbs	30"-42"	-
• FPBBULC32-E4BK	32" x 27 ¹ / ₂ " x 70"	123 lbs	30"W x 26"D x 16 ³ / ₄ "H	4"	65 lbs	30"-42"	6 Outlets
• FPBBULC32-M4BK	32" x 27 ¹ / ₂ " x 70"	123 lbs	30"W x 26"D x 16 ³ / ₄ "H	4"	65 lbs	30"-42"	6 Outlets
• FPBBULC32-P4BK	32" x 27 ¹ / ₂ " x 70"	120 lbs	30"W x 26"D x 16 ³ / ₄ "H	4"	65 lbs	30"-42"	-
• FPBBUL37-E5BK	36 ¹ / ₄ " x 28 ³ / ₄ " x 66"	123 lbs	-	5"	75 lbs	36"-47"	6 Outlets
• FPBBUL37-M5BK	36 ¹ / ₄ " x 28 ³ / ₄ " x 66"	123 lbs	-	5"	75 lbs	36"-47"	6 Outlets
• FPBBUL37-P5BK	36 ¹ / ₄ " x 28 ³ / ₄ " x 66"	120 lbs	-	5"	75 lbs	36"-47"	-
• FPBBUL42-E5BK	40" x 32 ¹ / ₂ " x 66"	143 lbs	-	5"	85 lbs	42"-52"	6 Outlets
• FPBBUL42-M5BK	40" x 32 ¹ / ₂ " x 66"	143 lbs	-	5"	85 lbs	42"-52"	6 Outlets
• FPBBUL42-P5BK	40" x 32 ¹ / ₂ " x 66"	140 lbs	-	5"	85 lbs	42"-52"	-

F Available in Black powder paint finish.



Black (-BK)

See pages 192-195 for special order colors. Additional costs and longer lead times may apply.



FLAT PANEL CARTS UL LISTED FOR SCHOOLS

Ideal for  Learning and  Meeting Solutions.



FPBBULC32 Flat Panel Wide Body Cabinet Cart

Supports monitors up to 65 lbs (suggested 30" to 42" flat panel) with an adjustable bracket for a mounting hole pattern up to 700mm wide by 400mm high. Lower cabinet locks to secure equipment and includes a grommet hole for cord management. UL Listed to 1667 standards for tall institutional carts.

Product design and features patented by Bretford Manufacturing, Inc.



FPBBUL37 Flat Panel Wide Body Cart

Supports monitors up to 75 lbs (suggested 36" to 47" flat panel) with an adjustable bracket for a mounting hole pattern up to 700mm wide by 400mm high. UL Listed to 1667 standards for tall institutional carts.

Product design and features patented by Bretford Manufacturing, Inc.



FPBBUL42 Flat Panel Wide Body Cart

Supports monitors up to 85 lbs (suggested 42" to 52" flat panel) with an adjustable bracket for a mounting hole pattern up to 700mm wide by 400mm high. UL Listed to 1667 standards for tall institutional carts. Requires a 36" doorway.

Product design and features patented by Bretford Manufacturing, Inc.



UNDERWRITERS LABORATORIES INC.

Underwriters Laboratories Inc. was founded in 1894 to establish, maintain and operate laboratories for the examination and testing of devices, systems and materials. This is in order to determine their relation to hazards of life and property and to ascertain, define and publish standards, classifications and specifications affecting such hazards.

Bretford offers a variety of products that have been UL Listed for safety. Products that are UL Listed undergo random inspections by UL to ensure quality controls and UL compliance. For more information on Underwriters Laboratories, visit www.UL.com.

FLAT PANEL CARTS

PULL-OUT NOTEBOOK SHELVES

Ideal for  Learning and  Meeting Solutions.

These Flat Panel Carts are ideal for interactive presentations. Carts feature two pull-out shelves for additional space for media equipment, laptop computers, or projectors. Adjustable mounting bracket fits most flat panels and features a 0 to 15 degree forward tilt.

★ *For interactive presentations, additional equipment is easily supported in classrooms and lecture halls.*



 *Connections Work Center, page 125*

TC15FC Cabinet Flat Panel Rack Mount Cart

Cabinet cart holds a flat panel monitor up to 42" or 90 lbs maximum, and has two pull-out shelves. Lower cabinet has front and rear locking doors and 19" rack mount rails with 16-unit spacing. Includes two rack mounted accessory shelves. Monitor bracket adjusts for mounting hole patterns up to 700mm wide by 400mm high. Ships ready to assemble.

Product design and features patented by Bretford Manufacturing, Inc.

TC15FCSA Welded Cabinet Flat Panel Rack Mount Cart

Cabinet has welded frame construction, front and rear locking doors, and 19" rack mount rails with 16-unit spacing. Includes two rack mounted accessory shelves. Cart holds flat panel monitors up to 42" or 90 lbs maximum, and has two pull-out shelves. Monitor bracket adjusts for mounting hole patterns up to 700mm wide by 400mm high. Ships mostly assembled.

Product design and features patented by Bretford Manufacturing, Inc.

FLAT PANEL CARTS

PULL-OUT NOTEBOOK SHELVES

Ideal for  Learning and  Meeting Solutions.



TC35FC Cabinet Flat Panel Cart

Features height-adjustable top shelf (31" to 39"). Holds flat panel monitors up to 42" or 90 lbs maximum. Includes two pull-out shelves and locking lower cabinet that is perforated for ventilation. Monitor bracket adjusts for mounting hole patterns up to 700mm wide by 400mm high. Ships ready to assemble.

Product design and features patented by Bretford Manufacturing, Inc.



TC12FC Flat Panel Open-Shelf Cart

Flat panel cart has open shelf design, large cord management bin, and two pull-out shelves. Holds flat panel monitors up to 42" or 90 lbs maximum. Monitor bracket adjusts for mounting hole patterns up to 700mm wide by 400mm high. Ships ready to assemble.

Product design and features patented by Bretford Manufacturing, Inc.



Model #	W x D x H	Wt	Cabinet Dimensions	Cabinet	Suggested Monitor Size	Caster Size	Monitor Wt	Electrical
• TC15FC-BK	32" x 24" x 70"	180 lbs	30"W x 23"D x 27"H	Unassembled	30"-42"	4"	< 90 lbs	-
• TC15FCFF-BK	32" x 24" x 70"	184 lbs	30"W x 23"D x 27"H	Unassembled	30"-42"	4"	< 90 lbs	12 Outlets
• TC15FCSA-BK	32" x 24" x 70"	180 lbs	30"W x 23"D x 27"H	Assembled	30"-42"	4"	< 90 lbs	-
• TC15FCSAFF-BK	32" x 24" x 70"	184 lbs	30"W x 23"D x 27"H	Assembled	30"-42"	4"	< 90 lbs	12 Outlets
• TC35FC-BK	32 ^{1/2} " x 24 ^{1/4} " x 59-67"	134 lbs	32"W x 23 ^{3/4} "D x 15 ^{7/8} "H	Unassembled	30"-42"	4"	< 90 lbs	-
• TC35FCFF-BK	32 ^{1/2} " x 24 ^{1/4} " x 59-67"	138 lbs	32"W x 23 ^{3/4} "D x 15 ^{7/8} "H	Unassembled	30"-42"	4"	< 90 lbs	6 Outlets
• TC12FC-BK	32" x 24" x 70"	114 lbs	-	Unassembled	30"-42"	4"	< 90 lbs	-
• TC12FCFF-BK	32" x 24" x 70"	118 lbs	-	Unassembled	30"-42"	4"	< 90 lbs	6 Outlets

F Available in Black powder paint finish.



Black (-BK)

See pages 192-195 for special order colors. Additional costs and longer lead times may apply.



FLAT PANEL CARTS

DESIGNER CARTS

Ideal for  Learning and  Meeting Solutions.

These Flat Panel Carts are ideal for high profile facilities and allow for easy accessibility and mobility of flat panel monitors up to 61" diagonal.

The sleek K-Base design provides stability during transport. Cabinet versions add storage space and provide 19" rack mount rails for multimedia technology. All carts feature adjustable mounting brackets and 0 to 15 degree forward tilt.

★ Provides extreme functionality and high design to business, medical, and academic high profile facilities.



⊕ LAP24EULBA-GM 24-Unit Laptop Cart, page 18; CR8502 Folding Rectangle Table, page 147

Model #	W x D x H	Wt	Caster Size	Cabinet	Monitor Wt	Suggested Monitor Size
• FPP72	48" x 28" x 80"	65 lbs	4"	-	170lbs	42"-61"
• FPP72V200	48" x 28" x 80"	57 lbs	4"	-	170 lbs	32"-52"
• FPPC72	42" x 34" x 78"	160 lbs	4"	26"W x 26"D	170 lbs	42"-61"
• FPPC72V200	42" x 34" x 78"	160 lbs	4"	26"W x 26"D	170 lbs	32"-52"



FLAT PANEL CARTS DESIGNER CARTS

Ideal for  Learning and  Meeting Solutions.



Product design and features patented by Bretford Manufacturing, Inc.



FPP72 K-Base Flat Panel Display Cart

Universal Arm Bracket is width and height-adjustable for larger flat panel monitors from 42" to 61" or 170 lbs maximum. The monitor easily adjusts from landscape to portrait format by hand. Universal Arm Bracket adjusts for mounting hole patterns 310mm wide by 200mm high or greater.

FPP72V200 K-Base Flat Panel Display Cart

Simple mounting bracket adjusts for flat panel monitors 32" to 52" or 170 lbs maximum. Monitor bracket adjusts for mounting hole patterns up to 700mm wide by 400mm high.

Product design and features patented by Bretford Manufacturing, Inc.

F FPP72 and FPP72V200 K-Base Flat Panel Display Carts are only available in Aluminum powder paint finish.

FPPC72 Flat Panel Cabinet Cart

Lower cabinet is ventilated to keep electronics from overheating and includes 19" rack mount rails. Universal Arm Bracket is width and height-adjustable for larger flat panel monitors from 42" up to 61" or 170 lbs maximum. The monitor easily changes from landscape to portrait format by hand. Universal Arm Bracket adjusts for mounting hole patterns 310mm wide by 200mm high or greater.

FPPC72V200 Flat Panel Cabinet Cart

Features same lower cabinet as the FPPC72 and includes an adjustable, simple mounting bracket for flat panel monitors 32" to 50" or 170 lbs maximum. Monitor bracket adjusts for mounting hole patterns up to 700mm wide by 400mm high.

Product design and features patented by Bretford Manufacturing, Inc.

F See page 192-195 for finish options for FPPC72 and FPPC72V200 Cabinet Carts.

FLAT PANEL CARTS

CUSTOMIZE A CART

Ideal for  Learning and  Meeting Solutions.

Our Totem Interaction Stations help save space by offering multiple network computer access points. Stations stand 2" from a wall or the end of a shelving system, allowing cords and cables to be hidden in the rear slot. Comes in Aluminum finish. Can be customized with Bretford's A la Cart Program.

★ Perfect for offices, reception areas, libraries, and patient rooms.



FPT01 Totem Interaction Station With Flip-Up Keyboard Tray

Comes with a Low Profile 75/100mm VESA Mount, a flip-up keyboard shelf, and a slim-line CPU holder.

Product design and features patented by Bretford Manufacturing, Inc.



FPT02 Totem Interaction Station Laptop Computer Shelf

Includes a multiple display mount for two 20" monitors with 75/100mm VESA mounts, laptop computer shelf, and cable bin.

Product design and features patented by Bretford Manufacturing, Inc.

FLAT PANEL CARTS CUSTOMIZE A CART

Ideal for  Learning and  Meeting Solutions.



FPP7201 Freestanding Cart with Shelf

Comes with monitor mount for 32" to 52" monitor, small accessory shelf, and cable bin.



FPP7202 Freestanding Cart with Multiple Displays

Comes with multiple monitor mount for three monitors up to 20". Standard size CPU holder included.



FPP7203 Freestanding Cart with Speaker Mount

Comes with monitor mount for 32" to 52" monitor, a speaker bar for two speakers, and standard size CPU holder.



FPP7204 Freestanding Cart with Multiple Monitors

Comes with monitor mount for 32" to 52" monitors and multiple display mount for two monitors up to 20". Includes small accessory shelf and standard size CPU holder.



FPP72BL Freestanding Mobile Cart Base and 72" Pole With Handle

Flat panel mount is not included.



HOW TO BUILD YOUR TOTEM POLE

1. Start with a blank pole or a blank cart.
2. Select the components you want to include in your unique application.
3. Choose from monitor mounts, keyboard shelves, equipment shelves, CPU holders, and cable bins.
4. Load the pole from the base up. Components are held in place with special "spikes" that ride in the front slot and adjust up or down the pole. Maximum weight load is 170 lbs.
5. When selecting accessories, remember the pole length and consider the height of each component you want to attach. Accessories are listed on pages 50-51.

FPCMPOLE36-AL 36" Pole for Totem Wall Collection
FPCMPOLE48-AL 48" Pole for Totem Wall Collection
FPCMPOLE60-AL 60" Pole for Totem Wall Collection
FPCMPOLE72-AL 72" Pole for Totem Wall Collection

FPNUG Nugget Set

For attaching the pole to the wall. Includes two nuggets and one pole cap.

FLAT PANEL CARTS

CUSTOMIZE A CART

Ideal for  Learning and  Meeting Solutions.



• FPPADJ1 Regular Adjustable Height Arm

For monitors up to 15 lbs. Features a shock powered extension arm that allows a 7" height adjustment. Swivel and tilt adjustment allow for easy rotation from landscape to portrait views without tools.

• FPPADJ1XX Heavy-Duty Adjustable Height Arm

Same features as FPPADJ1. For monitors from 16-30 lbs.

• FFPKIT Universal Flat Panel Mounting Bracket

Aluminum bracket for 32" to 52" monitors. Arms attach to back of monitor, beam attaches to the pole, and monitor arms clamp onto the beam.

F Available in Aluminum or Black powder paint finish.

+ FPP72 K-Base Flat Panel Display Cart, page 47



• FPP1M2 Single 12" Arm Mount

Same features as FPP1M0. Holds monitors 12" from pole.

Product design and features patented by Bretford Manufacturing, Inc.

• FPP1M1 Single 6" Arm Mount

Same features as FPP1M0. Holds monitors 9" from pole.

Product design and features patented by Bretford Manufacturing, Inc.

• FPP1M0 Low Profile Mount

Holds monitors 3" from pole. Supports monitors with 75/100mm VESA patterns up to 30 lbs. Swivel and tilt on pole allows for optimal viewing angles.



Wrought Iron (-469)



Black (-BK)



Aluminum (-AL)

See pages 192-195 for special order colors. Additional costs and longer lead times may apply.

FLAT PANEL CARTS CUSTOMIZE A CART

Ideal for  Learning and  Meeting Solutions.



• FPPCC Cable Closet with 10-Outlet Electrical

Fits on front or back of pole. Spacious closet keeps cables safely out of the way.



• FPPSHLAP-469 Freestanding Laptop Computer Shelf

Shelf is 19" X 18". Comes in Wrought Iron laminate. Other laminates and veneers are available. See pages 192-195.

• FPPSHS-469 Freestanding Cart Small Shelf

Shelf is 20" X 16". Comes in Wrought Iron laminate. Other laminates and veneers are available. See pages 192-195.

• FPPSHX-469 Freestanding Cart Large Shelf

Shelf is 24" X 17". Comes in Wrought Iron laminate. Other laminates and veneers are available. See pages 192-195.



• FPPCB Freestanding Cart Cable Bin

Provides simple cable management with 6-outlet electrical assembly at front or back of pole.



• FPPKB1-469 Freestanding Cart Keyboard Shelf (6" extension)

Features a 25" x 10" tilting platform and 6" extension arm. Comes in Wrought Iron laminate. Other laminates and veneers are available. See pages 192-195.

Product design and features patented by Bretford Manufacturing, Inc.

• FPPKB2-469 Freestanding Cart Keyboard Shelf (12" extension)

Features a 25" x 10" tilting platform and 12" adjustable extension arm. Comes in Wrought Iron laminate. Other laminates and veneers are available. See pages 192-195.

Product design and features patented by Bretford Manufacturing, Inc.



• FPP3M 3 VESA Multiple Display

42" W beam comes with three 75/100mm VESA mounts for mounting three monitors up to 19" and 25 lbs each.



• FPPCPU Freestanding Cart CPU Holder

CPU clamps adjust from 7" to 9" W. Provides solid support for CPU, even during transport.

• FPPCPU2 Freestanding Cart Slim CPU Holder for Mini Tower Computers

Slim-line CPU clamps adjust from 3" to 6". Provides solid support for CPU, even during transport.



• FPPSP31 Freestanding Cart Speaker/Monitor Bar

31" W beam comes with two 75/100mm VESA mounts. Suitable for monitors up to 21" or remote speakers weighing up to 25 lbs each.

• FPPSP42 Freestanding Cart Speaker/Monitor Bar

42" W beam comes with two 75/100mm VESA mounts. Suitable for monitors up to 24" or remote speakers weighing up to 25 lbs each.



FLAT PANEL CARTS RETRO-FIT KITS

Ideal for  Learning and  Meeting Solutions.

Our Retro-Fit Kits convert existing Bretford Wide Body BB Series Carts to support flat panel monitors by installing a new top shelf. Kit includes shelf, flat panel mount, and handle for easy transport. Features 0 to 15 degree forward tilt. UL Listed kits are available for BB Carts with an existing UL Listing.

★ *Make your existing carts flat panel-ready for K-12 and university classrooms.*

TURN THIS



INTO THIS



FPBB32KIT-BK Flat Panel Retro-fit Kit

Top shelf for converting Wide Body CRT TV Carts for use with flat panel monitors. Supports a monitor up to 65 lbs (suggested 30" to 37") on BB44, BB48, BBRB48 and BBC48 carts, and a monitor up to a 32 lbs (suggested 30" to 32") on BB54, BB54SX and BBC54 carts.

Note: The FPBB32KIT supports different sizes and weights of monitors depending on the original cart. 54" H carts hold smaller/lighter monitors only.



FPBB41KIT-BK Flat Panel Retro-fit Kit

Top shelf for converting BBLM41 and VTRRB44 Series Wide Body Carts for use with flat panel monitors up to 70 lbs (suggested 32" to 42").



FPBBUL32KIT-BK Flat Panel Retro-fit Kit

Top shelf for use with UL Listed Carts BBUL44 and BBULC48. Supports monitors up to 65 lbs (suggested 30" to 42") and keeps original UL 1667 listing intact.



FPBBUL37KIT-BK Flat Panel Retro-fit Kit

Top shelf for use with UL listed cart BBUL4435 only. Supports monitors up to 75 lbs (suggested 36" to 47") and keeps original UL 1667 listing intact.



FPBBUL42KIT-BK Flat Panel Retro-fit Kit

Top shelf for use with UL Listed cart BBUL4440 only. Supports monitors up to 85 lbs (suggested 42" to 52") and keeps original UL 1667 listing intact.



Model #	W x D x H	Wt	UL Listed	Monitor Wt	Suggested Monitor Size	Fits Original BB Carts
• FPBB32KIT-BK	32" x 22"	43 lbs	N	< 32 lbs	30"-32"	BB54, BB54SX, BBC54
• FPBB32KIT-BK	32" x 22"	43 lbs	N	< 65 lbs	30"-37"	BB44, BB48, BBRB48
• FPBB41KIT-BK	37" x 24"	57 lbs	N	< 70 lbs	32"-42"	BBLM41, VTRRB44
• FPBBUL32KIT-BK	32" x 22"	43 lbs	Y	< 65 lbs	30"-42"	BBUL44, BBULC48
• FPBBUL37KIT-BK	36 ¹ / ₄ " x 22 ³ / ₄ "	55 lbs	Y	< 75 lbs	36"-47"	BBUL4435
• FPBBUL42KIT-BK	40" x 27 ¹ / ₂ "	58 lbs	Y	< 85 lbs	42"-52"	BBUL4440

F Available in Black powder paint finish.



Black (-BK)



See pages 192-195 for special order colors. Additional costs and longer lead times may apply.

FLAT PANEL CARTS ACCESSORIES

Ideal for  Learning and  Meeting Solutions.

Choose from the following additions to increase usability and versatility of your Flat Panel Carts.



•CRDMR Cord Minder Clips

Cord management tool keeps cords and cables in place on the cart from top to bottom. Clips to 1" square, tubular legs without tools on the FPBBUL Series and TC12FC Series carts. Easily adjusts.



Security Screw Packs

Security hardware replaces the courtesy monitor screws that come with a flat panel cart. Requires a special key to install and remove.

FPTVULM4

Kit includes four M4 x 12 and four M4 x 30 metric screws and screw key.

FPTVULM5

Kit includes four M5 x 12 and four M5 x 30 metric screws and screw key.

FPTVULM6

Kit includes four M6 x 12 and four M6 x 30 metric screws and screw key.

FPTVULKEY

Replacement security screw key.




•ETHKIT-BK Handle Accessory

Handle mounts to top shelf using existing bolts for easier transport of equipment. For use on models TC12FC, TC35FC, TC15FC, and TC15FCSA.



IT MIGHT BE BASIC BUT IT CAN MOVE MOUNTAINS

TRANSPORTING BOOKS AND MATERIALS
IS EFFICIENT AND EASY
WITH A BRETTFORD BOOK TRUCK.

Our extensive line-up of Book Trucks is **versatile, mobile, functional** and **reliable**. Many of our models are shippable via  UPS so delivery is trouble-free. And a variety of shelf sizes, color options, rolling/locking casters, and a **12-year warranty** ensure that with a Bretford Book Truck you get a dependable solution for any environment. It's utility on wheels.

BOOK AND UTILITY TRUCKS

SINGLE-SIDED

Ideal for  Learning and  Working Solutions.

Bretford's Single-sided Book Trucks come with two or three slanted shelves. Our Book Trucks conveniently store books and materials against a wall or desk or at the end of a shelf run, and are designed for easy transport. All steel trucks are fully welded for maximum strength and minimal assembly. And most trucks have 4" or 5" casters with two locking brakes. Our steel trucks are available in nine different powder paint finishes. Carts ship assembled. Some models are UPS-shippable as well.

★ Storing your materials up against the wall in libraries, classrooms, offices, and healthcare environments gives you more space to be productive.



BOO227 Voyager Short Book Truck

Features a low profile with two deep slanted shelves, 5" quiet glide heavy duty casters, perforated end panels and vibration damping to reduce noise from empty shelves. Ships assembled, except for the casters.



F See page 63 for finish options.



Model #	W x D x H	Slanted Shelf Size	Distance Between Shelves	Wt	Back of Shelf Height	Caster Size	UPS
• BOO227	26" x 14" x 33"	24"W x 12 ¹ / ₂ "D	13"	34 lbs	5"	5"	Y
• BOO317	17" x 14" x 44"	15"W x 12 ¹ / ₂ "D	13"	36 lbs	5"	5"	Y
• BOO327	26" x 14" x 44"	24"W x 12 ¹ / ₂ "D	13"	44 lbs	5"	5"	Y
• BOOV2	36" x 14" x 44"	34"W x 12 ¹ / ₂ "D	13"	46 lbs	5"	5"	N
• L327	26" x 14" x 43"	24"W x 12 ¹ / ₂ "D	13"	46 lbs	5"	4"	Y
• L330	36" x 14" x 43"	34"W x 12 ¹ / ₂ "D	13"	46 lbs	5"	4"	N
• L33017	17" x 14" x 43"	15"W x 12 ¹ / ₂ "D	13"	42 lbs	5"	4"	Y

BOOK AND UTILITY TRUCKS SINGLE-SIDED

Ideal for  Learning and  Working Solutions.



BOO317 Voyager Thin Book Truck

Narrow profile features three deep slanted shelves. Includes 5" quiet glide heavy duty casters, perforated end panels and vibration damping to reduce noise from empty shelves. Ships assembled, except for the casters.



BOO327 Voyager Book Truck

Includes three deep slanted shelves, 5" quiet glide heavy duty casters, perforated end panels and vibration damping to reduce noise from empty shelves. Ships assembled except for the casters.



BOOV2 Voyager Book Truck

Includes three deep slanted shelves, 5" quiet glide heavy duty casters, perforated end panels and vibration damping to reduce noise from empty shelves. Ships assembled, except for the casters.



L327 Duro Book Truck

Cart features three deep slanted shelves and 4" quiet glide heavy duty casters. Ships assembled, except for the casters.



L330 Duro Book Truck

Features three deep slanted shelves and 4" quiet glide heavy duty casters. Ships assembled, except for the casters.



L33017 Duro Thin Book Truck

Features a narrow profile with three deep slanted shelves and 4" quiet glide heavy duty casters. Ships assembled, except for the casters.



F See page 63 for finish options.

BOOK AND UTILITY TRUCKS

SINGLE-SIDED

Ideal for  Learning and  Working Solutions.



R227 Duro Short Book Truck

Low profile features two slanted deep slanted shelves and 4" quiet glide heavy duty casters. Ships assembled, except for the casters.



Model #	W x D x H	Slanted Shelf Size	Distance Between Shelves	Wt	Back of Shelf Height	Caster Size	UPS
• R227	26" x 14" x 32"	24"W x 12 ¹ / ₂ "D	13 ¹ / ₂ "	27 lbs	5"	4"	Y

F See page 63 for finish options.

BOOK AND UTILITY TRUCKS

DOUBLE-SIDED

Ideal for  Learning and  Working Solutions.

Our Double-sided Book Trucks come with three, four, or six slanted shelves and hold twice the materials of our single-sided trucks. All steel trucks are fully welded for maximum strength and minimal assembly. Our steel trucks are available in nine different powder paints.

Carts ship assembled. Some models are UPS-shippable.

★ Great for storing and moving books and multimedia equipment in libraries, classrooms, offices, and healthcare environments.



Model #	W x D x H	Slanted Shelf Size	Flat Shelf Size	Distance Between Shelves	Wt	Back of shelf Height	Caster Size	UPS
• SWV336	36" x 18" x 44"	34"W x 6 ^{3/4} "D	N/A	13"	71 lbs	6 ^{1/4} "	5"	N

F See page 63 for finish options.

SWV336 Mammoth 6 Wheel Book Truck

Includes two center casters for easy maneuverability and added weight capacity, three double-sided slanted shelves, perforated end panels, vibration damping and 5" quiet glide extra heavy duty casters. Ships assembled, except for the casters.

BOOK AND UTILITY TRUCKS

DOUBLE-SIDED

Ideal for  Learning and  Working Solutions.



BOOV1 Voyager Book Truck

Includes three double-sided slanted shelves, 5" quiet glide heavy duty casters, perforated end panels and vibration damping to reduce noise from empty shelves. Ships assembled, except for the casters.



BOOV5 Voyager Short Book Truck

Low profile includes two double-sided slanted shelves with perforated end panels, 5" quiet glide heavy duty casters and vibration damping to reduce noise from empty shelves. Ships assembled, except for the casters.



BOOFV6 Voyager Short Combo Book Truck

Low profile combo truck includes flat top shelf and double-sided slanted shelf on the bottom. Features perforated end panels, vibration damping and 5" quiet glide casters. Ships assembled, except for the casters.



BOOFV12 Voyager Combo Book Truck

Includes top flat shelf and two double-sided slanted shelves on the bottom. Features perforated end panels, vibration damping and 5" quiet glide heavy duty casters. Ships assembled, except for the casters.



BOOVF21 Voyager Combo Book Truck

Includes two double-sided slanted shelves on top and flat shelf on the bottom. Features perforated end panels, vibration damping and 5" quiet glide heavy duty casters. Ships assembled, except for the casters.



V336 Duro Book Truck

Three double-sided slanted shelves with 4" quiet glide heavy duty casters. Ships assembled, except for the casters.

F See page 63 for finish options.

BOOK AND UTILITY TRUCKS

DOUBLE-SIDED

Ideal for  Learning and  Working Solutions.



VF336 Duro Combo Book Truck

Two double-sided slanted shelves on top and flat shelf on the bottom, with 4" quiet glide heavy duty casters. Ships assembled, except for the casters.



FV336 Duro Combo Book Truck

Top flat shelf and two double-sided slanted shelves on the bottom with 4" quiet glide heavy duty casters. Ships assembled, except for the casters.



SWVF336 Mammoth Combo 6 Wheel Book Truck

Includes two center casters for easy maneuverability and added weight capacity, two double-sided slanted shelves on top and flat shelf on the bottom. Features perforated end panels, vibration damping and 5" quiet glide extra heavy duty casters. Ships assembled, except for the casters.

Model #	W x D x H	Slanted Shelf Size	Flat Shelf Size	Distance Between Shelves	Wt	Back of shelf Height	Caster Size	UPS
• BOOV1	36" x 18" x 44"	34"W x 6 ³ / ₄ "D	-	13"	67 lbs	6 ³ / ₄ "	5"	N
• BOOV5	28" x 18" x 33 ¹ / ₄ "	26"W x 6 ³ / ₄ "D	-	13"	44 lbs	6 ¹ / ₄ "	5"	Y
• BOOFV6	28" x 18" x 33 ¹ / ₄ "	26"W x 6 ³ / ₄ "D	26"W x 17 ¹ / ₂ "D	13"	42 lbs	6 ¹ / ₄ "	5"	Y
• BOOFV12	36" x 18" x 44"	34"W x 6 ³ / ₄ "D	34"W x 17 ¹ / ₂ "D	13"	71 lbs	6 ¹ / ₄ "	5"	N
• BOOVF21	36" x 18" x 44"	34"W x 6 ³ / ₄ "D	34"W x 17 ¹ / ₂ "D	13"	71 lbs	6 ¹ / ₄ "	5"	N
• V336	36" x 18" x 43"	34"W x 6 ³ / ₄ "D	-	13"	68 lbs	6 ¹ / ₄ "	4"	N
• VF336	36" x 18" x 43"	34"W x 6 ³ / ₄ "D	34"W x 17 ¹ / ₂ "D	13"	74 lbs	6 ¹ / ₄ "	4"	N
• FV336	36" x 18" x 43"	34"W x 6 ³ / ₄ "D	34"W x 17 ¹ / ₂ "D	13"	71 lbs	6 ¹ / ₄ "	4"	N
• SWVF336	36" x 18" x 44"	36"W x 6 ³ / ₄ "D	34"W x 17 ¹ / ₂ "D	13"	71 lbs	6 ¹ / ₄ "	5"	N

F See page 63 for finish options.

BOOK AND UTILITY TRUCKS

FLAT SHELVES

Ideal for  Learning and  Working Solutions.

Our Book Trucks feature two or three flat shelves and are ideal for moving equipment. Most carts come with 4" or 5" casters, two of which lock. Our steel trucks are available in nine different powder paint options. Trucks ship assembled. Some models are UPS-shippable.

★ Ideal for moving office equipment and supplies in libraries, classrooms, offices, and healthcare environments.



BOOF1 Voyager Book Truck

Includes three flat shelves and features perforated end panels, vibration damping to reduce noise from empty shelves, and 5" quiet glide heavy duty casters. Ships assembled, except for the casters.



BOOF7 Voyager Short Book Truck

Low profile truck includes two flat shelves and features perforated end panels, vibration damping to reduce noise from empty shelves, and 5" quiet glide heavy duty casters. Ships assembled, except for the casters.



F336 Duro Book Truck

Three flat shelves with 4" quiet glide heavy duty casters. Ships assembled, except for the casters.

Model #	W x D x H	Flat Shelf Size	Distance Between Shelves	Wt	Caster Size	UPS
• BOOF1	36" x 18" x 44"	34"W x 17 1/2"D	13"	67 lbs	5"	N
• BOOF7	28" x 18" x 33 1/4"	26"W x 17 1/2"D	13"	38 lbs	5"	Y
• F336	36" x 18" x 43"	34"W x 17 1/2"D	13"	62 lbs	4"	N

F See page 63 for finish options.



BOOK AND UTILITY TRUCKS DISPLAY BINS

Ideal for  Learning and  Working Solutions.

Display Bin Book Trucks feature spacious bins for storage or display. Available in nine different powder paint finishes. Trucks ship assembled.

★ *Spacious bins make storing, transporting, and displaying materials easy in elementary schools.*



B234 Voyager Browser Book Truck

Includes two shelves, each with two display bins that have movable dividers to display materials. Features perforated end panels and 5" quiet glide heavy duty casters. Ships assembled, except for the casters.

Model #	W x D x H	Bin Size	Caster Size	Wt	UPS
• B234	36" x 18" x 36"	34" x 6 ³ / ₄ " x 6 ³ / ₄ "	5"	68 lbs	N

FINISH OPTIONS

Steel utility trucks are available in nine different powder paint finishes. Premium colors and finishes are available for an upcharge.



Aluminum (-AL)



Anthracite (-AN)



Cabernet (-CB)



Cardinal (-CD)



Raven (-RN)



Putty Beige (-PB)



Polo (-PL)



Grey Mist (-GM)



Topaz (-TZ)

CARTS, STANDS & TRUCKS

ANALYSIS CHARTS

You can use the following charts to view our range of products and to compare their features and benefits.



15-UNIT LAPTOP CART

Model #	W x D x H	Compartment Size W x D x H	Wt	Caster Size	Electrical	Laptop Capacity	Antimicrobial
• LAPTG15ESA-GM	35 ¹ / ₂ " x 21 ¹ / ₂ " x 38 ¹ / ₈ "	4 ³ / ₁₆ " x 15" x 13 ¹ / ₂ "	151 lbs	5"	15-Outlet	15	N
• LAPTG15SA-GM	35 ¹ / ₂ " x 21 ¹ / ₂ " x 38 ¹ / ₈ "	4 ³ / ₁₆ " x 15" x 13 ¹ / ₂ "	146 lbs	5"	-	15	N
LAPTG15ESA-CTMBT	35 ¹ / ₂ " x 21 ¹ / ₂ " x 38 ¹ / ₈ "	4 ³ / ₁₆ " x 15" x 13 ¹ / ₂ "	151 lbs	5"	15-Outlet	15	Y
LAPTG15SA-CTMBT	35 ¹ / ₂ " x 21 ¹ / ₂ " x 38 ¹ / ₈ "	4 ³ / ₁₆ " x 15" x 13 ¹ / ₂ "	146 lbs	5"	-	15	Y



18-UNIT LAPTOP CART

Model #	W x D x H	Compartment Size W x D x H	Wt	Caster Size	Electrical	Laptop Capacity	Antimicrobial
• LAP18EBA-GM	36 ¹ / ₂ " x 24" x 43 ¹³ / ₁₆ "	4 ¹ / ₁₆ " x 17" x 3"	222 lbs	5"	Rear	18	N
• LAP18EFR-GM	36 ¹ / ₂ " x 24" x 43 ¹³ / ₁₆ "	4 ¹ / ₁₆ " x 17" x 3"	222 lbs	5"	Front	18	N
• LAP18ERBBA-GM	36 ¹ / ₂ " x 24" x 47 ⁵ / ₁₆ "	4 ¹ / ₁₆ " x 17" x 3"	248 lbs	8"	Rear	18	N
• LAP18ERBFR-GM	36 ¹ / ₂ " x 24" x 47 ⁵ / ₁₆ "	4 ¹ / ₁₆ " x 17" x 3"	248 lbs	8"	Front	18	N
• LAP18EULBA-GM	36 ¹ / ₂ " x 24" x 43 ¹³ / ₁₆ "	4 ¹ / ₁₆ " x 17" x 3"	238 lbs	5"	Rear	18	N
• LAP18EULFR-GM	36 ¹ / ₂ " x 24" x 43 ¹³ / ₁₆ "	4 ¹ / ₁₆ " x 17" x 3"	238 lbs	5"	Front	18	N
LAP18EULBA-CTMBT	36 ¹ / ₂ " x 24" x 43 ¹³ / ₁₆ "	4 ¹ / ₁₆ " x 17" x 3"	238 lbs	5"	Rear	18	Y
LAP18EULFR-CTMBT	36 ¹ / ₂ " x 24" x 43 ¹³ / ₁₆ "	4 ¹ / ₁₆ " x 17" x 3"	238 lbs	5"	Front	18	Y



20-UNIT LAPTOP CART

Model #	W x D x H	Compartment Size W x D x H	Wt	Caster Size	Electrical	Laptop Capacity
• LAP20ULH-CT	43 ³ / ₈ " x 27 ³ / ₈ " x 45 ¹ / ₈ "	13" x 15 ³ / ₄ " x 3"	275 lbs	5"	Rear	20

See page 208 for a full description of Bretford's Antimicrobial Product Solutions.

CARTS, STANDS & TRUCKS

ANALYSIS CHARTS

You can use the following charts to view our range of products and to compare their features and benefits.



24-UNIT LAPTOP CART

Model #	W x D x H	Compartment Size W x D x H	Wt	Caster Size	Electrical	Laptop Capacity	Antimicrobial
• LAP24EBA-GM	42 ¹ / ₂ " x 24" x 40 ⁵ / ₁₆ "	12" x 17" x 3"	222 lbs	5"	Rear	24	N
• LAP24EFR-GM	42 ¹ / ₂ " x 24" x 40 ⁵ / ₁₆ "	12" x 17" x 3"	222 lbs	5"	Front	24	N
• LAP24ERBBA-GM	42 ¹ / ₂ " x 24" x 43 ¹³ / ₁₆ "	12" x 17" x 3"	245 lbs	8"	Rear	24	N
• LAP24ERBFR-GM	42 ¹ / ₂ " x 24" x 43 ¹³ / ₁₆ "	12" x 17" x 3"	245 lbs	8"	Front	24	N
• LAP24EULBA-GM	42 ¹ / ₂ " x 24" x 40 ⁵ / ₁₆ "	12" x 17" x 3"	232 lbs	5"	Rear	24	N
• LAP24EULFR-GM	42 ¹ / ₂ " x 24" x 40 ⁵ / ₁₆ "	12" x 17" x 3"	232 lbs	5"	Front	24	N
LAP24EULBA-CTMBT	42 ¹ / ₂ " x 24" x 40 ⁵ / ₁₆ "	12" x 17" x 3"	232 lbs	5"	Rear	24	Y
LAP24EULFR-CTMBT	42 ¹ / ₂ " x 24" x 40 ⁵ / ₁₆ "	12" x 17" x 3"	232 lbs	5"	Front	24	Y



30-UNIT LAPTOP CART

Model #	W x D x H	Compartment Size W x D x H	Wt	Caster Size	Electrical	Laptop Capacity	Antimicrobial
• LAP30EBA-GM	42 ¹ / ₂ " x 24" x 47 ⁵ / ₁₆ "	12" x 17" x 3"	222 lbs	5"	Rear	30	N
• LAP30EFR-GM	42 ¹ / ₂ " x 24" x 47 ⁵ / ₁₆ "	12" x 17" x 3"	222 lbs	5"	Front	30	N
• LAP30ERBBA-GM	42 ¹ / ₂ " x 24" x 50 ¹³ / ₁₆ "	12" x 17" x 3"	292 lbs	8"	Rear	30	N
• LAP30ERBFR-GM	42 ¹ / ₂ " x 24" x 50 ¹³ / ₁₆ "	12" x 17" x 3"	292 lbs	8"	Front	30	N
• LAP30EULBA-GM	42 ¹ / ₂ " x 24" x 47 ⁵ / ₁₆ "	12" x 17" x 3"	272 lbs	5"	Rear	30	N
• LAP30EULFR-GM	42 ¹ / ₂ " x 24" x 47 ⁵ / ₁₆ "	12" x 17" x 3"	272 lbs	5"	Front	30	N
LAP30EULBA-CTMBT	42 ¹ / ₂ " x 24" x 47 ⁵ / ₁₆ "	12" x 17" x 3"	272 lbs	5"	Rear	30	Y
LAP30EULFR-CTMBT	42 ¹ / ₂ " x 24" x 47 ⁵ / ₁₆ "	12" x 17" x 3"	272 lbs	5"	Front	30	Y



30-UNIT LAPTOP CART

Model #	W x D x H	Compartment Size W x D x H	Wt	Caster Size	Electrical	Laptop Capacity
• LAP30ULV-CT	43 ³ / ₈ " x 27 ³ / ₈ " x 45 ¹ / ₈ "	2 ⁵ / ₈ " x 15 ¹ / ₂ " x 12 ⁵ / ₈ "	270 lbs	5"	Rear	30



32-UNIT MICRO COMPUTER LAPTOP CART

Model #	W x D x H	Compartment Size W x D x H	Wt	Caster Size	Electrical	Netbook Capacity	Antimicrobial
• NETBOOK32	35 ¹ / ₂ " x 21 ¹ / ₂ " x 38 ¹ / ₈ "	4 ³ / ₈ " x 15" x 13 ¹ / ₂ "	135 lbs	5"	Rear	32	N
NETBOOK32-ANMBT	35 ¹ / ₂ " x 21 ¹ / ₂ " x 38 ¹ / ₈ "	4 ³ / ₈ " x 15" x 13 ¹ / ₂ "	135 lbs	5"	Rear	32	Y

CARTS, STANDS & TRUCKS

ANALYSIS CHARTS



PROJECTOR CARTS

Model #	W x D x H	Wt	Shelf Size	Top Shelf Lip	Caster Size	Electrical
• A2642	24" x 18" x 26-42"	42 lbs	24"W x 18"D	1/4"	4"	-
• A2642E	24" x 18" x 26-42"	44 lbs	24"W x 18"D	1/4"	4"	6 Outlets
• A2642-M4	24" x 18" x 26-42"	44 lbs	24"W x 18"D	1/4"	4"	6 Outlets
• 2642NSKIT	24" x 18" x 26-42"	29.5 lbs	24"W x 18"D	1/4"	-	-



Model #	W x D x H	Wt	Shelf Size	Top Shelf Lip	Casters Size	Electrical
• 42-P4	24" x 18" x 42"	41 lbs	24"W x 18"D	1/4"	4"	-
• 42-E4	24" x 18" x 42"	44 lbs	24"W x 18"D	1/4"	4"	6 Outlets
• 42-M4	24" x 18" x 42"	44 lbs	24"W x 18"D	1/4"	4"	6 Outlets
• 34-P4	24" x 18" x 34"	38 lbs	24"W x 18"D	1/4"	4"	-
• 34-E4	24" x 18" x 34"	41 lbs	24"W x 18"D	1/4"	4"	6 Outlets
• 34-M4	24" x 18" x 34"	41 lbs	24"W x 18"D	1/4"	4"	6 Outlets
• 26-P4	24" x 18" x 26"	31 lbs	24"W x 18"D	1/4"	4"	-
• 26-E4	24" x 18" x 26"	34 lbs	24"W x 18"D	1/4"	4"	6 Outlets
• 26-M4	24" x 18" x 26"	34 lbs	24"W x 18"D	1/4"	4"	6 Outlets



Model #	W x D x H	Wt	Shelf Size	Top Shelf Lip	Casters Size	Electrical
• CA2642	24" x 18" x 26-42"	58 lbs	24W" x 18"D	1/4"	4"	-
• CA2642E	24" x 18" x 26-42"	63 lbs	24W" x 18"D	1/4"	4"	6 Outlets
• CA2642-M4	24" x 18" x 26-42"	58 lbs	24W" x 18"D	1/4"	4"	6 Outlets
• 2642NSKIT	24" x 18" x 26-42"	23 lbs	24W" x 18"D	1/4"	-	-



PLASTIC PROJECTOR CARTS

Model #	W x D x H	Wt	Shelf Size	Top Shelf Lip	Casters Size	Electrical
• BPDUO-E4	24" x 18" x 26-42"	32.5 lbs	24"W x 18"D	1/4"	4"	3 Outlets
• BPDUO-P4	24" x 18" x 26-42"	29.5 lbs	24"W x 18"D	1/4"	4"	-

See page 208 for a full description of Bretford's Antimicrobial Product Solutions.

CARTS, STANDS & TRUCKS ANALYSIS CHARTS



PROJECTOR CARTS WITH PULL-OUT SHELVES FOR PRESENTATIONS

Model #	W x D x H	Wt	Shelf Size	Caster Style	Electrical	Speaker	TCDPT Included	Antimicrobial
• TCPUL23	23" x 23" x 41"	65 lbs	23"W x 23"D	4" Twin Wheel	-	N	N	N
• TCPUL23FF	23" x 23" x 41"	69 lbs	23"W x 23"D	4" Twin Wheel	12 Outlets	N	N	N
• TCPUL23FFDS	23" x 23" x 41"	71 lbs	23"W x 23"D	4" Twin Wheel	12 Outlets	Y	Y	N
• TCP23	23" x 23" x 41"	65 lbs	23"W x 23"D	4" Rubber	-	N	N	N
• TCP23FF	23" x 23" x 41"	69 lbs	23"W x 23"D	4" Rubber	12 Outlets	N	N	N
• TCP23FFDS	23" x 23" x 41"	71 lbs	23"W x 23"D	4" Rubber	12 Outlets	Y	Y	N
TCPUL23-CTMBT	23" x 23" x 41"	65 lbs	23"W x 23"D	4" Twin Wheel	-	N	N	Y
TCPUL23-BPMBT	23" x 23" x 41"	69 lbs	23"W x 23"D	4" Twin Wheel	-	N	N	Y
TCPUL23FF-CTMBT	23" x 23" x 41"	69 lbs	23"W x 23"D	4" Twin Wheel	12 Outlets	N	N	Y
TCPUL23FF-BPMBT	23" x 23" x 41"	71 lbs	23"W x 23"D	4" Twin Wheel	12 Outlets	Y	Y	Y
TCP23-CTMBT	23" x 23" x 41"	65 lbs	23"W x 23"D	4" Rubber	-	N	N	Y
TCP23-BPMBT	23" x 23" x 41"	65 lbs	23"W x 23"D	4" Rubber	-	N	N	Y
TCP23FF-CTMBT	23" x 23" x 41"	69 lbs	23"W x 23"D	4" Rubber	12 Outlets	N	N	Y
TCP23FF-BPMBT	23" x 23" x 41"	71 lbs	23"W x 23"D	4" Rubber	12 Outlets	Y	Y	Y



Model #	W x D x H	Wt	Caster Size	Electrical	Laptop Shelf	Seated Ht	Standing Ht	Top Shelf Lip	Antimicrobial
• ECILS1-BK	32" x 24" x 42"	79 lbs	4"	-	29"W x 13"D	25", 27", 29"	33 ¹ / ₂ ", 35 ¹ / ₂ ", 37 ¹ / ₂ "	1/8"	N
• ECILS1-CTMBT	32" x 24" x 42"	79 lbs	4"	-	29"W x 13"D	25", 27", 29"	33 ¹ / ₂ ", 35 ¹ / ₂ ", 37 ¹ / ₂ "	1/8"	Y
• ECILS1-BPMBT	32" x 24" x 42"	79 lbs	4"	-	29"W x 13"D	25", 27", 29"	33 ¹ / ₂ ", 35 ¹ / ₂ ", 37 ¹ / ₂ "	1/8"	Y
• ECILS1FF-BK	32" x 24" x 42"	83 lbs	4"	6 Outlets	29"W x 13"D	25", 27", 29"	33 ¹ / ₂ ", 35 ¹ / ₂ ", 37 ¹ / ₂ "	1/8"	N
• ECILS1FF-CTMBT	32" x 24" x 42"	83 lbs	4"	6 Outlets	29"W x 13"D	25", 27", 29"	33 ¹ / ₂ ", 35 ¹ / ₂ ", 37 ¹ / ₂ "	1/8"	Y
• ECILS1FF-BPMBT	32" x 24" x 42"	83 lbs	4"	6 Outlets	29"W x 13"D	25", 27", 29"	33 ¹ / ₂ ", 35 ¹ / ₂ ", 37 ¹ / ₂ "	1/8"	Y
• ECILS15-BK	32" x 24" x 33"	69 lbs	4"	-	29"W x 13"D	25", 27", 29"	-	1/8"	N
ECILS15-CTMBT	32" x 24" x 33"	69 lbs	4"	-	29"W x 13"D	25", 27", 29"	-	1/8"	Y
ECILS15-BPMBT	32" x 24" x 33"	69 lbs	4"	-	29"W x 13"D	25", 27", 29"	-	1/8"	Y
• ECILS15FF-BK	32" x 24" x 33"	69 lbs	4"	6 Outlets	29"W x 13"D	25", 27", 29"	-	1/8"	N
ECILS15FF-CTMBT	32" x 24" x 33"	69 lbs	4"	6 Outlets	29"W x 13"D	25", 27", 29"	-	1/8"	Y
ECILS15FF-BPMBT	32" x 24" x 33"	69 lbs	4"	6 Outlets	29"W x 13"D	25", 27", 29"	-	1/8"	Y
• ECILS2-BK	24" x 18" x 42"	40 lbs	4"	-	15"W x 13"D	25", 27", 29"	33 ¹ / ₂ ", 35 ¹ / ₂ ", 37 ¹ / ₂ "	1/8"	N
ECILS2-CTMBT	24" x 18" x 42"	40 lbs	4"	-	15"W x 13"D	25", 27", 29"	33 ¹ / ₂ ", 35 ¹ / ₂ ", 37 ¹ / ₂ "	1/8"	Y
ECILS2-BPMBT	24" x 18" x 42"	40 lbs	4"	-	15"W x 13"D	25", 27", 29"	33 ¹ / ₂ ", 35 ¹ / ₂ ", 37 ¹ / ₂ "	1/8"	Y
• ECILS2M-BK	24" x 18" x 42"	43 lbs	4"	6 Outlets	15"W x 13"D	25", 27", 29"	33 ¹ / ₂ ", 35 ¹ / ₂ ", 37 ¹ / ₂ "	1/8"	N
ECILS2M-CTMBT	24" x 18" x 42"	43 lbs	4"	6 Outlets	15"W x 13"D	25", 27", 29"	33 ¹ / ₂ ", 35 ¹ / ₂ ", 37 ¹ / ₂ "	1/8"	Y
ECILS2M-BPMBT	24" x 18" x 42"	43 lbs	4"	6 Outlets	15"W x 13"D	25", 27", 29"	33 ¹ / ₂ ", 35 ¹ / ₂ ", 37 ¹ / ₂ "	1/8"	Y

Model #	W x D x H	Wt	Caster Size	Electrical	Cabinet	Cabinet Size	Standing Ht	Top Shelf Lip	Antimicrobial
• ECILS3-BK	33 ¹ / ₂ " x 24 ¹ / ₄ " x 31-39"	104 lbs	4"	-	Unassembled	32"W x 23 ³ / ₄ "D x 15 ⁷ / ₈ "H	29"W x 13"D	1/8"	N
• ECILS3-CTMBT	33 ¹ / ₂ " x 24 ¹ / ₄ " x 31-39"	104 lbs	4"	-	Unassembled	32"W x 23 ³ / ₄ "D x 15 ⁷ / ₈ "H	29"W x 13"D	1/8"	Y
• ECILS3-BPMBT	33 ¹ / ₂ " x 24 ¹ / ₄ " x 31-39"	104 lbs	4"	-	Unassembled	32"W x 23 ³ / ₄ "D x 15 ⁷ / ₈ "H	29"W x 13"D	1/8"	Y
• ECILS3FF-BK	32 ¹ / ₂ " x 24 ¹ / ₄ " x 31-39"	108 lbs	4"	12 Outlets	Unassembled	32"W x 23 ³ / ₄ "D x 15 ⁷ / ₈ "H	29"W x 13"D	1/8"	N
• ECILS3FF-CTMBT	32 ¹ / ₂ " x 24 ¹ / ₄ " x 31-39"	108 lbs	4"	12 Outlets	Unassembled	32"W x 23 ³ / ₄ "D x 15 ⁷ / ₈ "H	29"W x 13"D	1/8"	Y
• ECILS3FF-BPMBT	32 ¹ / ₂ " x 24 ¹ / ₄ " x 31-39"	108 lbs	4"	12 Outlets	Unassembled	32"W x 23 ³ / ₄ "D x 15 ⁷ / ₈ "H	29"W x 13"D	1/8"	Y

CARTS, STANDS & TRUCKS

ANALYSIS CHARTS



Model #	W x D x H	Wt	Caster Size	Electrical	Cabinet	Cabinet Size	Pull-Out Shelf	Top Shelf Lip
• A2642NS	24" x 18" x 26-42"	47 lbs	4"	-	-	-	20"W x 14"D	1/4"
• A2642NSE	24" x 18" x 26-42"	49 lbs	4"	6 Outlets	-	-	20"W x 14"D	1/4"
• A2642NS-E5	24" x 18" x 27-43"	50 lbs	5"	6 Outlets	-	-	20"W x 14"D	1/4"
• A2642NS-M4	24" x 18" x 26-42"	49 lbs	4"	6 Outlets	-	-	20"W x 14"D	1/4"
• A2642NS-M5	24" x 18" x 27-43"	50 lbs	5"	6 Outlets	-	-	20"W x 14"D	1/4"
• A2642NS-P5	24" x 18" x 27-43"	48 lbs	5"	-	-	-	20"W x 14"D	1/4"
• CA2642NS-M4	24" x 18" x 26-42"	65 lbs	4"	6 Outlets	Assembled	23 ^{1/2} "W x 17 ^{1/2} "D x 15 ^{1/2} "H	20"W x 14"D	1/4"
• CA2642NS	24" x 18" x 26-42"	63 lbs	4"	-	Assembled	23 ^{1/2} "W x 17 ^{1/2} "D x 15 ^{1/2} "H	20"W x 14"D	1/4"
• CA2642NSE	24" x 18" x 26-42"	65 lbs	4"	6 Outlets	Assembled	23 ^{1/2} "W x 17 ^{1/2} "D x 15 ^{1/2} "H	20"W x 14"D	1/4"
• TC12-BK	32" x 24" x 42"	82 lbs	4"	-	-	-	20 ^{3/4} "W x 14"D	1/8"
• TC12FF-BK	32" x 24" x 42"	86 lbs	4"	6 Outlets	-	-	20 ^{3/4} "W x 14"D	1/8"

COMPUTER CARTS WITH PULL-OUT KEYBOARD SHELVES



Model #	W x D x H	Wt	Caster Size	Electrical	Cabinet	Cabinet Size	Pull-Out Shelf	Top Shelf Lip
• TC15-BK	32" x 24" x 42"	154 lbs	4"	-	Unassembled	30"W x 23"D x 27"H	20 ^{3/4} "W x 14"D	1/8"
• TC15FF-BK	32" x 24" x 42"	158 lbs	4"	12 Outlets	Unassembled	30"W x 23"D x 27"H	20 ^{3/4} "W x 14"D	1/8"
• TC15SA-BK	32" x 24" x 42"	154 lbs	4"	-	Assembled	30"W x 23"D x 27"H	20 ^{3/4} "W x 14"D	1/8"
• TC15SAFF-BK	32" x 24" x 42"	158 lbs	4"	12 Outlets	Assembled	30"W x 23"D x 27"H	20 ^{3/4} "W x 14"D	1/8"
• TC35-BK	32 ^{1/2} " x 24 ^{1/4} " x 31-39"	104 lbs	4"	-	Unassembled	32"W x 23 ^{3/4} "D x 15 ^{7/8} "H	20 ^{3/4} "W x 14"D	1/8"
• TC35FF-BK	32 ^{1/2} " x 24 ^{1/4} " x 31-39"	108 lbs	4"	6 Outlets	Unassembled	32"W x 23 ^{3/4} "D x 15 ^{7/8} "H	20 ^{3/4} "W x 14"D	1/8"



Model #	W x D x H	Wt	Caster Size	Top & Bottom Shelf	Pull-Out Shelf	Electrical	Top Shelf Lip
• EC4-E4	24" x 18" x 33"	48 lbs	4"	24"W x 18"D	21 ^{1/4} "W x 13"D	6 Outlets	1/8"
• EC4-E5	24" x 18" x 34"	48 lbs	5"	24"W x 18"D	21 ^{1/4} "W x 13"D	6 Outlets	1/8"
• EC4-M4	24" x 18" x 33"	49.5 lbs	4"	24"W x 18"D	21 ^{1/4} "W x 13"D	6 Outlets	1/8"
• EC4-M5	24" x 18" x 34"	49.5 lbs	5"	24"W x 18"D	21 ^{1/4} "W x 13"D	6 Outlets	1/8"
• EC4-P4	24" x 18" x 33"	48 lbs	4"	24"W x 18"D	21 ^{1/4} "W x 13"D	-	1/8"
• EC4X-E4	24" x 18" x 33"	55 lbs	4"	24"W x 18"D	21 ^{1/4} "W x 13"D	6 Outlets	1/8"
• EC4X-E5	24" x 18" x 34"	55 lbs	5"	24"W x 18"D	21 ^{1/4} "W x 13"D	6 Outlets	1/8"
• EC4X-P4	24" x 18" x 33"	55 lbs	4"	24"W x 18"D	21 ^{1/4} "W x 13"D	-	1/8"
• EC4X-P5	24" x 18" x 34"	55 lbs	5"	24"W x 18"D	21 ^{1/4} "W x 13"D	-	1/8"

Model #	W x D x H	Wt	Caster Size	Cord Bin	Pull-Out Shelf	Electrical	Top Shelf Lip
• EC4000-GM	32" x 24" x 33"	76 lbs	4"	30"W x 4 ^{1/2} "D x 10"H	29"W x 13"D	-	1/8"
• EC4000-GM5	32" x 24" x 34"	76 lbs	5"	30"W x 4 ^{1/2} "D x 10"H	29"W x 13"D	-	1/8"
• EC4000FF-GM	32" x 24" x 33"	80 lbs	4"	30"W x 4 ^{1/2} "D x 10"H	29"W x 13"D	6 Outlets	1/8"
• EC4000FF-GM5	32" x 24" x 34"	80 lbs	5"	30"W x 4 ^{1/2} "D x 10"H	29"W x 13"D	6 Outlets	1/8"

CARTS, STANDS & TRUCKS ANALYSIS CHARTS



OVERHEAD AND DOCUMENT CAMERA CARTS AND STANDS

Model #	W x D x H	Wt	Projector Well	Lower Shelf	Drop Leaves	Caster Size	Electrical
• OH29	22 ^{1/2} " x 19 ^{3/4} " x 29"	38 lbs	17"W x 19 ^{3/4} "D	17"W x 19 ^{3/4} "D	11" x 20 ^{1/4} "	4"	-
• OH29E	22 ^{1/2} " x 19 ^{3/4} " x 29"	40 lbs	17"W x 19 ^{3/4} "D	17"W x 19 ^{3/4} "D	11" x 20 ^{1/4} "	4"	6 Outlets
• OH39	22 ^{1/2} " x 19 ^{3/4} " x 39"	40 lbs	17"W x 19 ^{3/4} "D	17"W x 19 ^{3/4} "D	11" x 20 ^{1/4} "	4"	-
• OH39E	22 ^{1/2} " x 19 ^{3/4} " x 39"	42 lbs	17"W x 19 ^{3/4} "D	17"W x 19 ^{3/4} "D	11" x 20 ^{1/4} "	4"	6 Outlets
• AOH2741-E4	37" x 22 ^{1/2} " x 27-41"	67 lbs	17 ^{1/2} "W x 20 ^{1/2} "D	17 ^{1/16} "W x 18 ^{3/8} "D x 4"H	-	4"	6 Outlets
• AOH2741-M4	37" x 22 ^{1/2} " x 27-41"	67 lbs	17 ^{1/2} "W x 20 ^{1/2} "D	17 ^{1/16} "W x 18 ^{3/8} "D x 4"H	-	4"	6 Outlets
• AOH2741-P4	37" x 22 ^{1/2} " x 27-41"	64 lbs	17 ^{1/2} "W x 22 ^{1/2} "D	17 ^{1/16} "W x 18 ^{3/8} "D x 4"H	-	4"	-



PRINTER STANDS

Model #	W x D x H	Wt	Cabinet	Caster Size	Cabinet Shelves
• FAX2	30" x 20" x 28 ^{1/2} "	97 lbs	28"W x 19"D x 10"H	2"	1
• FC2020	20" x 20" x 24 ^{1/2} "	50 lbs	19 ^{3/4} "W x 19 ^{1/4} "D x 17 ^{3/4} "H	2"	2
• FC27	36" x 18" x 27"	74 lbs	36"W x 17 ^{1/2} "D x 21 ^{1/2} "H	2"	2
• C15-BK	24 ^{1/4} " x 18 ^{1/8} " x 14 ^{7/8} "	34 lbs	23 ^{3/4} "W x 17 ^{3/4} "D x 9"H	2"	1



UL LISTED FOR SCHOOLS

Model #	W x D x H	Wt	Cabinet Dimensions	Caster Size	Monitor Wt	Suggested Monitor Size	Electrical
• FPBBUL32-E4BK	32" x 27 ^{1/2} " x 66"	89 lbs	-	4"	65 lbs	30"-42"	6 Outlets
• FPBBUL32-M4BK	32" x 27 ^{1/2} " x 66"	89 lbs	-	4"	65 lbs	30"-42"	6 Outlets
• FPBBUL32-P4BK	32" x 27 ^{1/2} " x 66"	86 lbs	-	4"	65 lbs	30"-42"	-
• FPBBULC32-E4BK	32" x 27 ^{1/2} " x 70"	123 lbs	30"W x 26"D x 16 ^{3/4} "H	4"	65 lbs	30"-42"	6 Outlets
• FPBBULC32-M4BK	32" x 27 ^{1/2} " x 70"	123 lbs	30"W x 26"D x 16 ^{3/4} "H	4"	65 lbs	30"-42"	6 Outlets
• FPBBULC32-P4BK	32" x 27 ^{1/2} " x 70"	120 lbs	30"W x 26"D x 16 ^{3/4} "H	4"	65 lbs	30"-42"	-
• FPBBUL37-E5BK	36 ^{1/4} " x 28 ^{3/4} " x 66"	123 lbs	-	5"	75 lbs	36"-47"	6 Outlets
• FPBBUL37-M5BK	36 ^{1/4} " x 28 ^{3/4} " x 66"	123 lbs	-	5"	75lbs	36"-47"	6 Outlets
• FPBBUL37-P5BK	36 ^{1/4} " x 28 ^{3/4} " x 66"	120 lbs	-	5"	75 lbs	36"-47"	-
• FPBBUL42-E5BK	40" x 32 ^{1/2} " x 66"	143 lbs	-	5"	85 lbs	42"-52"	6 Outlets
• FPBBUL42-M5BK	40" x 32 ^{1/2} " x 66"	143 lbs	-	5"	85 lbs	42"-52"	6 Outlets
• FPBBUL42-P5BK	40" x 32 ^{1/2} " x 66"	140 lbs	-	5"	85 lbs	42"-52"	-



PULL-OUT NOTEBOOK SHELVES

Model #	W x D x H	Wt	Cabinet Dimensions	Cabinet	Suggested Monitor Size	Caster Size	Monitor Wt	Electrical
• TC15FC-BK	32" x 24" x 70"	180 lbs	30"W x 23"D x 27"H	Unassembled	30"-42"	4"	< 90 lbs	-
• TC15FCFF-BK	32" x 24" x 70"	184 lbs	30"W x 23"D x 27"H	Unassembled	30"-42"	4"	< 90 lbs	12 Outlets
• TC15FCSA-BK	32" x 24" x 70"	180 lbs	30"W x 23"D x 27"H	Assembled	30"-42"	4"	< 90 lbs	-
• TC15FCSAFF-BK	32" x 24" x 70"	184 lbs	30"W x 23"D x 27"H	Assembled	30"-42"	4"	< 90 lbs	12 Outlets
• TC35FC-BK	32 ^{1/2} " x 24 ^{1/4} " x 59-67"	134 lbs	32"W x 23 ^{3/4} "D x 15 ^{7/8} "H	Unassembled	30"-42"	4"	< 90 lbs	-
• TC35FCFF-BK	32 ^{1/2} " x 24 ^{1/4} " x 59-67"	138 lbs	32"W x 23 ^{3/4} "D x 15 ^{7/8} "H	Unassembled	30"-42"	4"	< 90 lbs	6 Outlets
• TC12FC-BK	32" x 24" x 70"	114 lbs	-	Unassembled	30"-42"	4"	< 90 lbs	-
• TC12FCFF-BK	32" x 24" x 70"	118 lbs	-	Unassembled	30"-42"	4"	< 90 lbs	6 Outlets

CARTS, STANDS & TRUCKS

ANALYSIS CHARTS



DESIGNER CARTS

Model #	W x D x H	Wt	Caster Size	Cabinet	Monitor Wt	Suggested Monitor Size
• FPP72	48" x 28" x 80"	65 lbs	4"	-	170lbs	42"-61"
• FPP72V200	48" x 28" x 80"	57 lbs	4"	-	170 lbs	32"-52"
• FPPC72	42" x 34" x 78"	160 lbs	4"	26"W x 26"D	170 lbs	42"-61"
• FPPC72V200	42" x 34" x 78"	160 lbs	4"	26"W x 26"D	170 lbs	32"-52"



RETRO-FIT KITS

Model #	W x D x H	Wt	UL Listed	Monitor Wt	Suggested Monitor Size	Fits Original BB Carts
• FPBB32KIT-BK	32" x 22"	43 lbs	N	< 32 lbs	30"-32"	BB54, BB54SX, BBC54
• FPBB32KIT-BK	32" x 22"	43 lbs	N	< 65 lbs	30"-37"	BB44, BB48, BBRB48
• FPBB41KIT-BK	37" x 24"	57 lbs	N	< 70 lbs	32"-42"	BBLM41, VTRRB44
• FPBBUL32KIT-BK	32" x 22"	43 lbs	Y	< 65 lbs	30"-42"	BBUL44, BBULC48
• FPBBUL37KIT-BK	36 ^{1/4} " x 22 ^{3/4} "	55 lbs	Y	< 75 lbs	36"-47"	BBUL4435
• FPBBUL42KIT-BK	40" x 27 ^{1/2} "	58 lbs	Y	< 85 lbs	42"-52"	BBUL4440



SINGLE-SIDED

Model #	W x D x H	Slanted Shelf Size	Distance Between Shelves	Wt	Back of Shelf Height	Caster Size	UPS
• BOO227	26" x 14" x 33"	24"W x 12 ^{1/2} "D	13"	34 lbs	5"	5"	Y
• BOO317	17" x 14" x 44"	15"W x 12 ^{1/2} "D	13"	36 lbs	5"	5"	Y
• BOO327	26" x 14" x 44"	24"W x 12 ^{1/2} "D	13"	44 lbs	5"	5"	Y
• BOOV2	36" x 14" x 44"	34"W x 12 ^{1/2} "D	13"	46 lbs	5"	5"	N
• L327	26" x 14" x 43"	24"W x 12 ^{1/2} "D	13"	46 lbs	5"	4"	Y
• L330	36" x 14" x 43"	34"W x 12 ^{1/2} "D	13"	46 lbs	5"	4"	N
• L33017	17" x 14" x 43"	15"W x 12 ^{1/2} "D	13"	42 lbs	5"	4"	Y
• R227	26" x 14" x 32"	24"W x 12 ^{1/2} "D	13 ^{1/2} "	27 lbs	5"	4"	Y

CARTS, STANDS & TRUCKS ANALYSIS CHARTS



DOUBLE-SIDED

Model #	W x D x H	Slanted Shelf Size	Flat Shelf Size	Distance Between Shelves	Wt	Back of shelf Height	Caster Size	UPS
• BOOV1	36" x 18" x 44"	34"W x 6 ³ / ₄ "D	-	13"	67 lbs	6 ³ / ₄ "	5"	N
• BOOV5	28" x 18" x 33 ¹ / ₄ "	26"W x 6 ³ / ₄ "D	-	13"	44 lbs	6 ¹ / ₄ "	5"	Y
• BOOFV6	28" x 18" x 33 ¹ / ₄ "	26"W x 6 ³ / ₄ "D	26"W x 17 ¹ / ₂ "D	13"	42 lbs	6 ¹ / ₄ "	5"	Y
• BOOFV12	36" x 18" x 44"	34"W x 6 ³ / ₄ "D	34"W x 17 ¹ / ₂ "D	13"	71 lbs	6 ¹ / ₄ "	5"	N
• BOOVF21	36" x 18" x 44"	34"W x 6 ³ / ₄ "D	34"W x 17 ¹ / ₂ "D	13"	71 lbs	6 ¹ / ₄ "	5"	N
• V336	36" x 18" x 43"	34"W x 6 ³ / ₄ "D	-	13"	68 lbs	6 ¹ / ₄ "	4"	N
• VF336	36" x 18" x 43"	34"W x 6 ³ / ₄ "D	34"W x 17 ¹ / ₂ "D	13"	74 lbs	6 ¹ / ₄ "	4"	N
• FV336	36" x 18" x 43"	34"W x 6 ³ / ₄ "D	34"W x 17 ¹ / ₂ "D	13"	71 lbs	6 ¹ / ₄ "	4"	N
• SWVF336	36" x 18" x 44"	34"W x 6 ³ / ₄ "D	34"W x 17 ¹ / ₂ "D	13"	71 lbs	6 ¹ / ₄ "	5"	N



FLAT SHELVES

Model #	W x D x H	Flat Shelf Size	Distance Between Shelves	Wt	Caster Size	UPS
• BOOF1	36" x 18" x 44"	34"W x 17 ¹ / ₂ "D	13"	67 lbs	5"	N
• BOOF7	28" x 18" x 33 ¹ / ₄ "	26"W x 17 ¹ / ₂ "D	13"	38 lbs	5"	Y
• F336	36" x 18" x 43"	34"W x 17 ¹ / ₂ "D	13"	62 lbs	4"	N




DISPLAY BINS

Model #	W x D x H	Bin Size	Caster Size	Wt	UPS
• B234	36" x 18" x 36"	34" x 6 ³ / ₄ " x 6 ³ / ₄ "	5"	68 lbs	N



WHAT YOU NEED IS JUST AN ARMS-LENGTH AWAY

Our Mobile Workstations are designed to adapt. They're portable and adjustable, so they can work in multiple spaces for multiple users. With the option of Sitting Height or Sit-To-Stand, they work in any working environment. Computers, printers, projectors, and CPU towers are all in one place. It's technology at your fingertips, with all of the pieces you rely on to be productive.

 [EC8-PB Computer Workstation, page 80](#)



WORKSTATIONS

p 76 Mobile Workstations

WORKSTATIONS

ICON INDEX *(please reference the icons below throughout this section)*



Learning Solutions



Meeting Solutions



Working Solutions



Finishes



Additional Products



Recommended Uses



UL and C-UL Listed



UPS Shippable



GREENGUARD[®] Certified

MOBILE WORKSTATIONS



P 78 SITTING HEIGHT

Workstations accommodate entire computer systems.



P 81 SIT-TO-STAND

Adjustable for sitting or standing height applications.



P82 ACCESSORIES

**UNDERWRITERS LABORATORIES INC.**

Underwriters Laboratories Inc. was founded in 1894 to establish, maintain and operate independent laboratories for the examination and testing of devices, systems and materials. This is in order to determine their relation to hazards of life and property and to ascertain, define and publish standards, classifications and specifications affecting such hazards.

Bretford offers a variety of products that have been UL Listed for safety. Products that are UL Listed undergo random inspections by UL to ensure quality controls and UL compliance. For more information on Underwriters Laboratories, visit www.UL.com.

JACK OF ALL TRADES

BRETFORD'S MOBILE WORKSTATIONS
SUPPORT TECHNOLOGY IN ANY COMBINATION
FOR MULTIPLE APPLICATIONS
AND MULTIPLE USERS.

They're configured to work with keyboards, CPUs, printers and projectors. Workstations are **height-adjustable** and designed with casters for **added mobility**. An **electrical unit is available** to power your technology. Bretford's Mobile Workstations offer a range of options to accommodate the needs of all your users.



MOBILE WORKSTATIONS

SITTING HEIGHT

Ideal for  Working Solutions.

Our Sitting Height Workstations feature large work surfaces with room for a computer and additional workspace. Workstations are height-adjustable for multiple users and various applications. Rolling/locking casters allow for easy transport around rooms. Models feature CPU holders, extra shelves, grommet holes, lower cord bins for cable and wire management, and lower cabinets. UL and C-UL models are available.

★ *A roomy work surface makes it easy to get work done in classrooms and computer labs.*



UCS880-GM Multimedia Workstation

Features a height-adjustable work surface from 27¹/₂"–34³/₄". Includes 19" rack rails and two adjustable shelves in the lower locking cabinet. Accepts standard racking accessories and electronic equipment. Removable back panel allows for cord access to the back of the cabinet. Includes four work surface grommet holes and a large cord management bin.



UCS800-GM Multimedia Workstation

Same dimensions and cord management features as the UCS880. Includes an open lower cabinet with two adjustable shelves.



MOBILE WORKSTATIONS

SITTING HEIGHT

Ideal for  Working Solutions.



UCS925-GM Multimedia Workstation/Teacher Station

Workstation is height-adjustable (27^{1/2}"-34^{3/4}") for various applications. Large work surface holds computer and multimedia presentation equipment. Features lower open cabinet with two adjustable shelves (in 2^{3/4}" increments). CPU holder accepts tower widths up to 11" W. Four work surface grommet holes and removable back panel provide cord access in the back of the cabinet.

UCS925SD-GM Multimedia Workstation/Teacher Station

Same features as UCS925-GM with lower locking cabinet panel.

UCS925SDMC-GM Multimedia Workstation/Teacher Station with Locking Cabinet


Same features as UCS925MC-GM with lower locking cabinet panel.

UCS925MC-GM Multimedia Workstation/Teacher Station

Workstation includes same features as model UCS925-GM and is fully loaded with all available accessories. Includes a CRT TV shelf, monitor shelf, keyboard drawer, and 10-outlet electrical unit.

Model #	W x D x H	Caster Size	Wt	Cabinet Dimensions	Locking Cabinet	UL Listed	ADA Compliant
• UCS800-GM	51" x 30" x 27 ^{1/2} -34 ^{3/4} "	4"	142 lbs	19 ^{1/4} "W x 23"D x 18"H	N	Y	N
• UCS880-GM	51" x 30" x 27 ^{1/2} -34 ^{3/4} "	4"	142 lbs	19 ^{1/4} "W x 23"D x 18"H	Y	N	N
• UCS925-GM	60" x 30" x 27 ^{1/2} -34 ^{3/4} "	5"	220 lbs	19"W x 23"D x 17 ^{1/2} "H	N	N	N
• UCS925SD-GM	60" x 30" x 27 ^{1/2} -34 ^{3/4} "	5"	221 lbs	19"W x 23"D x 17 ^{1/2} "H	Y	N	N
• UCS925MC-GM	60" x 30" x 27 ^{1/2} -34 ^{3/4} "	5"	275 lbs	19"W x 23"D x 17 ^{1/2} "H	N	N	N
• UCS925SDMC-GM	60" x 30" x 27 ^{1/2} -34 ^{3/4} "	5"	276 lbs	19"W x 23"D x 17 ^{1/2} "H	Y	N	N

F Available in Grey Mist powder paint finish.



See pages 192-195 for special order colors. Additional costs and longer lead times may apply.

Grey Mist (-GM)



MOBILE WORKSTATIONS

SITTING HEIGHT

Ideal for  Working Solutions.



EC15-PB Computer Workstation

Features work surface with adjustable upper shelf that provides user with more space for equipment. Work surface includes built-in, surge and overload-protected 3-outlet electrical strip. Large lower cable bin for cord management.



F Available in Putty Beige powder paint finish.



EC7-PB Computer Workstation

Features height-adjustable work surface and built-in, surge and overload-protected 3-outlet electrical strip.



F Available in Putty Beige powder paint finish.



EC7000-GM Mobile Computer Workstation

Features adjustable work surface and CPU holder, which mounts on left or right side of workstation. Includes surge and overload-protected 3-outlet electrical unit with an on/off switch under the front of the work surface.



F Available in Grey Mist powder paint finish.



EC8-PB Computer Workstation


Features height-adjustable 48" wide work surface. Includes adjustable CPU holder that mounts to either side of workstation. Also includes surge and overload-protected 3-outlet electrical strip with an on/off switch under the front of the work surface.



F Available in Putty Beige powder paint finish.

Model #	W x D x H	Caster Size	Wt	Top Shelf	Top Shelf to Work Surface	UL Listed	Electric
• EC15-PB	36" x 24" x 23-27"	4"	70 lbs	36"W x 12"D	9"-12"	Y	3 Outlets

Model #	W x D x H	Caster Size	Wt	CPU Holder	UL Listed	Electric
• EC7-PB	36" x 24" x 23-27"	4"	62 lbs	-	Y	3 Outlets
• EC7000-GM	36" x 24" x 23-27"	4"	71 lbs	6 1/2"-11 3/4"W	N	3 Outlets
• EC8-PB	48" x 24" x 23-27"	4"	80 lbs	6 1/2"-11 3/4"W	Y	3 Outlets



Grey Mist (-GM)



Putty Beige (-PB)



Black (-BK)

See pages 192-195 for special order colors. Additional costs and longer lead times may apply.



MOBILE WORKSTATIONS

SIT-TO-STAND

Ideal for  Working Solutions.

Our Workstations are height-adjustable for stand-up or sit-down applications. For easy transport, workstations include 4" "quiet glide" casters.

Models include modesty panels, cord management bins, CPU holders, and are available with electrical units.

★ *Designed for comfort and preference, so you can sit or stand to work in healthcare and other shared environments.*



EC2741-GM and BK "Sit-Stand" Computer Workstation

Features height-adjustable work surface with four grommet holes. Includes modesty panel and integrated cord management bin. Adjustable CPU holder mounts to the left or right side of the workstation.



F Available in Grey Mist and Black powder paint finish.

Model #	W x D x H	Caster Size	Wt	CPU Holder	UL Listed	Electric
• EC2741-GM	37" x 22 ¹ / ₂ " x 27-41"	4"	73 lbs	6 ¹ / ₂ -11 ³ / ₄ "W	N	-
• EC2741-BK	37" x 22 ¹ / ₂ " x 27-41"	4"	73 lbs	6 ¹ / ₂ -11 ³ / ₄ "W	N	-
• EC2741FF-GM	37" x 22 ¹ / ₂ " x 27-41"	4"	77 lbs	6 ¹ / ₂ -11 ³ / ₄ "W	N	6 Outlets
• EC2741FF-BK	37" x 22 ¹ / ₂ " x 27-41"	4"	77 lbs	6 ¹ / ₂ -11 ³ / ₄ "W	N	6 Outlets

MOBILE WORKSTATIONS

ACCESSORIES

Ideal for  Working Solutions.

Make your Workstations more versatile with these additions.



• **UCSAMS-GM Adjustable Monitor Shelf For All UCS Tables**

Easy-to-adjust knobs tilt the shelf to the correct angle to minimize screen glare on CRT monitors. Shelf adjusts from 7" to 11^{1/2}" H (in 3/4" intervals). Available in Grey Mist.



• **UCSKD-GM Keyboard Drawer For All UCS Tables**

Built-in wrist rest acts as a stop to keep keyboard from sliding. For use with UCS800-GM, UCS880, UCS925-GM, and UCS925SD-GM.



• **ECF6 6-Outlet Power Strip**


Features 6 outlets with surge and overload protection, 20' cord, and surge suppression with on/off switch. Mounts easily above lower cord bin. For use with UCS800-GM, UCS880, UCS925-GM, UCS925SD-GM, EC2741-GM and EC2741-BK.

• **UCSTVS-GM TV Shelf For UCS925-GM**

TV shelf option for UCS925-GM and UCS925SD-GM. Supports CRT monitors up to 32". Safety belt included.

• **UCSKDMP2-GM Keyboard Drawer For All UCS Tables**

Same features as UCSKD-GM with added mouse pad extension. Mouse pad can be used on right or left side of drawer.



Grey Mist (-GM)

See pages 192-195 for special order colors. Additional costs and longer lead times may apply.



• **E12 12-Outlet Power Strip**

Features 12 outlets with surge and overload protection, 20' cord, and surge suppression with on/off switch. Mounts easily above lower cord bin. For use with UCS800-GM, UCS880, UCS925-GM, and UCS925SD-GM.

MOBILE WORKSTATIONS

ANALYSIS CHARTS

You can use the following charts to view our range of products and to compare their features and benefits.



SITTING HEIGHT

Model #	W x D x H	Caster Size	Wt	Cabinet Dimensions	Locking Cabinet	UL Listed	ADA Compliant
• UCS800-GM	51" x 30" x 27 ^{1/2} -34 ^{3/4} "	4"	142 lbs	19 ^{1/4} "W x 23"D x 18"H	N	Y	N
• UCS880-GM	51" x 30" x 27 ^{1/2} -34 ^{3/4} "	4"	142 lbs	19 ^{1/4} "W x 23"D x 18"H	Y	N	N
• UCS925-GM	60" x 30" x 27 ^{1/2} -34 ^{3/4} "	5"	220 lbs	19"W x 23"D x 17 ^{1/2} "H	N	N	N
• UCS925SD-GM	60" x 30" x 27 ^{1/2} -34 ^{3/4} "	5"	221 lbs	19"W x 23"D x 17 ^{1/2} "H	Y	N	N
• UCS925MC-GM	60" x 30" x 27 ^{1/2} -34 ^{3/4} "	5"	275 lbs	19"W x 23"D x 17 ^{1/2} "H	N	N	N
• UCS925SDMC-GM	60" x 30" x 27 ^{1/2} -34 ^{3/4} "	5"	276 lbs	19"W x 23"D x 17 ^{1/2} "H	Y	N	N

Model #	W x D x H	Caster Size	Wt	Top Shelf	Top Shelf to Work Surface	UL Listed	Electric
• EC15-PB	36" x 24" x 23-27"	4"	70 lbs	36"W x 12"D	9"-12"	Y	3 Outlets

Model #	W x D x H	Caster Size	Wt	CPU Holder	UL Listed	Electric
• EC7-PB	36" x 24" x 23-27"	4"	62 lbs	-	Y	3 Outlets
• EC7000-GM	36" x 24" x 23-27"	4"	71 lbs	6 ^{1/2} -11 ^{3/4} "W	N	3 Outlets
• EC8-PB	48" x 24" x 23-27"	4"	80 lbs	6 ^{1/2} -11 ^{3/4} "W	Y	3 Outlets



SIT-TO-STAND

Model #	W x D x H	Caster Size	Wt	CPU Holder	UL Listed	Electric
• EC2741-GM	37" x 22 ^{1/2} " x 27-41"	4"	73 lbs	6 ^{1/2} -11 ^{3/4} "W	N	-
• EC2741-BK	37" x 22 ^{1/2} " x 27-41"	4"	73 lbs	6 ^{1/2} -11 ^{3/4} "W	N	-
• EC2741FF-GM	37" x 22 ^{1/2} " x 27-41"	4"	77 lbs	6 ^{1/2} -11 ^{3/4} "W	N	6 Outlets
• EC2741FF-BK	37" x 22 ^{1/2} " x 27-41"	4"	77 lbs	6 ^{1/2} -11 ^{3/4} "W	N	6 Outlets



MOUNTS

P 88 Flat Panel Mounts: <32"

P 94 Flat Panel Mounts: 32"-61"

P 98 Projector Mounts

DEPENDABLE SUPPORT FOR YOUR MEDIA NEEDS

Our mounts give you flexible support for all your technology. Whether it's on the ceiling, the wall, or a desk, flat panel monitors and projectors can tilt, extend, and rotate. Bretford's Mounts work to improve your media viewing experience.

Our mounts are easy to install and help you make the best use of your workspace. It's a solution you can lean on. From Bretford.

 *FPLM-ARM-AL Adjustable Arms Universal Flat Panel Wall Mount, page 97*



MOUNTS

ICON INDEX *(please reference the icons below throughout this section)*



Learning Solutions



Meeting Solutions



Working Solutions



Finishes



Additional Products



Recommended Uses



UPS Shippable



VESA Mounting Compliant



GREENGUARD[®] Certified

FLAT PANEL MOUNTS: <32"



P 90 DESK-MOUNTED

Available in clamp-on or bolt-through designs and with single or dual-arm options.



P 92 WALL-MOUNTED

Mounts attach small monitors flush to the wall or on a swing-out arm. Single or dual-arm models.

FLAT PANEL MOUNTS: 32"-61"



P 96 CEILING-MOUNTED

Supports most large monitors up to 61" diagonal. Single or dual-arm models.



P 97 WALL-MOUNTED

Holds large monitors flush to the wall.

PROJECTOR MOUNTS



P100 CEILING-MOUNTED

Features flexible tilting and 360 degree rotation.
Fits most bottom mounted LCD projectors up to 26 lbs.




P101 ACCESSORIES



MAXIMIZE

WITH MONITORS OFF YOUR DESKTOP, YOU GET THE SPACE YOU NEED.

Bretford desk and wall mounts for small flat panel monitors are **universal** and  **VESA compliant** for 75mm and 100mm mounting holes. **Cord management** is included to keep things neat and to improve your work area. You can help increase productivity with a mount for a monitor at the front desk of an office or at a shared workstation. Spread out and take advantage of your new space.

YOUR WORK SPACE



FLAT PANEL MOUNTS: <32"

DESK-MOUNTED

Ideal for  Learning and  Working Solutions.

Our Desk Mounts are available in clamp-on or bolt-through designs to hold small flat panel monitors and to provide you with more work space. Single or dual-arm mounts and VESA compliant models ensure mounts will fit with virtually any monitor. Mounts easily rotate for portrait or landscape viewing and tilt to minimize glare. Cord management is included.

★ *Easily attaches to desks to increase available workspace in classrooms, labs and office environments.*



+ UCS880 Multimedia Workstation, page 78

FLAT PANEL MOUNTS: <32" DESK-MOUNTED

Ideal for  Learning and  Working Solutions.



FPSM-D-ADJ1-AL
FPSM-D-ADJ1XX-AL
Adjustable Single-Arm Desk Mounts

Clamps to an edge, through a grommet hole, or can bolt down through the desktop. Features 360° swivel, left/right angle adjustment, tool-free adjustment from landscape to portrait format and cord management.



FPSM-D-ADJ2-AL
FPSM-D-ADJ2XX-AL
Adjustable Dual-Arm Desk Mounts

Clamps to an edge, through a grommet hole, or can bolt down through the desktop. Features 360° swivel, left/right angle adjustment, tool-free adjustment from landscape to portrait format and cord management. Includes a 6" monitor extension.



Model #	Monitor Wt	LCD Size	Tilt	P/L Rotation	Pan	Lift
• FPSM-D-ADJ1-AL	15 lbs	< 19"	+/- 45°	360°	180°	< 7"
• FPSM-D-ADJ1XX-AL	15-30 lbs	< 24"	+/- 45°	360°	180°	< 7"
• FPSM-D-ADJ2-AL	15 lbs	< 19"	+/- 45°	360°	180°	< 7"
• FPSM-D-ADJ2XX-AL	15-30 lbs	< 24"	+/- 45°	360°	180°	< 7"



FLAT PANEL MOUNTS: <32"

WALL-MOUNTED

Ideal for Learning, Meeting, and Working Solutions.

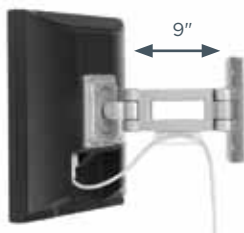
Our Wall Mounts attach small monitors directly to the wall or on a swing-out arm. Single or dual-arm mounts are available to provide a secure connection for monitors up to 30 lbs. Multiple Display Mounts can hold up to six monitors that attach to one mount for multiple monitor viewing.

★ Mounting directly to the wall creates optimal viewing in classrooms, offices, and meeting rooms.



FPWM-W-0-AL Low Profile Wall Mount

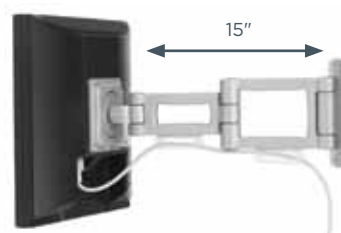
Extends monitor 3" from the wall and provides 90 degree left/right positioning. Monitor easily rotates from landscape to portrait views without tools.



FPWM-W-1-AL Low Profile Wall Mount

Extends monitor 9" from the wall with one 6" extension arm and provides 120 degree left/right positioning. Includes a cord management clip. Monitor easily rotates from landscape to portrait views without tools.

Product design and features patented by Bretford Manufacturing, Inc.



FPWM-W-2-AL Low Profile Wall Mount

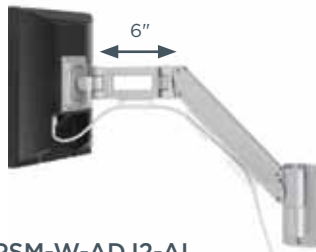
Extends monitor 15" from the wall with two extension arms, each 6" long. Provides 120 degree left/right positioning. Includes two cord management clips. Monitor easily rotates from landscape to portrait views without tools.

Product design and features patented by Bretford Manufacturing, Inc.



FPWM-W-ADJ1-AL FPWM-W-ADJ1XX-AL Adjustable Single-Arm Wall Mount

Extends monitor up to 18" from the wall with 14" height-adjustment. Provides 180 degree left/right positioning and comes with cord management clips. Monitors easily rotate from landscape to portrait views without tools.



FPWM-W-ADJ2-AL FPWM-W-ADJ2XX-AL Adjustable Dual-Arm Wall Mount

Extends monitor up to 24" from the wall with 14" height-adjustment. Provides 180 degree left/right positioning and comes with cord management clips. Monitor easily rotates from landscape to portrait views without tools.

Product design and features patented by Bretford Manufacturing, Inc.



FPWM-W-DIS2-AL Single Level-Wall - 2 Monitors

Holds two small monitors up to 21", side by side. Each monitor is independently attached to the mount with a knuckle that rotates for the appropriate viewing angle.



FPWM-W-DIS3-AL Single-Level Wall - 3 Monitors

Adjustable mount holds three monitors up to 19", side by side. Each monitor is independently attached to the mount with a knuckle that rotates for the appropriate viewing angle.



FPWM-W-DIS4-AL Double-Level Wall - 4 Monitors

Adjustable mount holds four monitors up to 21", two up and two across. Each monitor is independently attached to the mount with a knuckle that rotates for the appropriate viewing angle.



FPWM-W-DIS6-AL Double-Level Wall - 6 Monitors

Adjustable mount holds six 19" monitors, two up and three across. Each monitor is independently attached to the mount with a knuckle that rotates for the appropriate viewing angle.



★ Great for use in patient rooms, schools and libraries.



FPDK01 Digital Wall Kiosk

Features a 31" vertical track with adjustable monitor and keyboard mounts that slide independently on the track for optimal positioning. Expandable keyboard tray folds up and out of the way. Monitor is height and tilt-adjustable and rotates to portrait or landscape views. Includes left or right handed mouse pad with mouse holder.




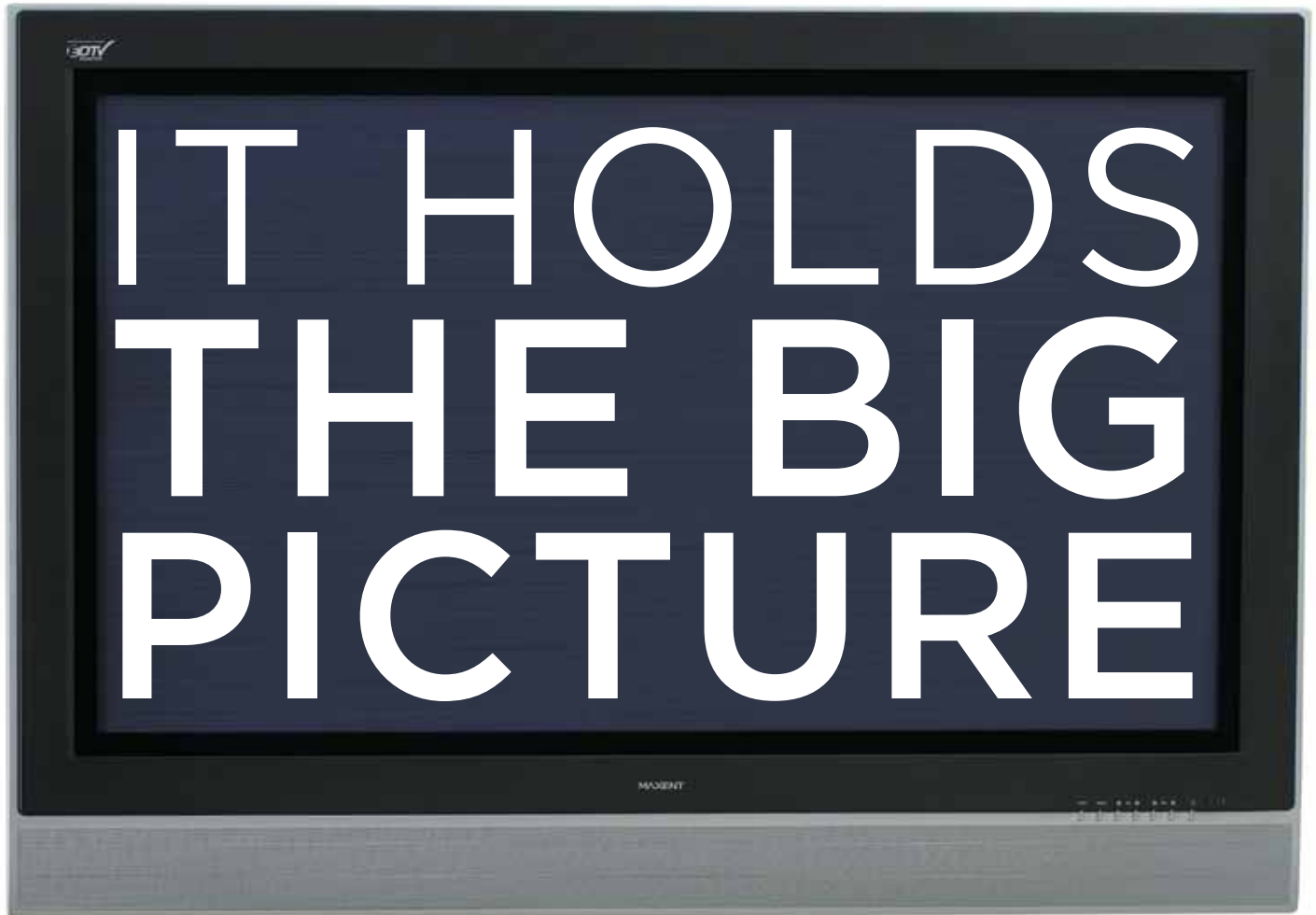
FPDK02 Digital Wall Kiosk with CPU holder

Features a 63" vertical track. Includes same features as FPDK01 with the addition of a 3" to 8¹/₄" W adjustable CPU holder.



Model #	Monitor Wt	LCD(s)	LCD Size	Tilt	P/L Rotation	Pan	Lift	Depth to Wall
• FPSM-W-0-AL	< 30 lbs	1	< 30"	+/- 45°	360°	90°	-	3"
• FPSM-W-1-AL	< 30 lbs	1	< 30"	+/- 45°	360°	120°	-	9"
• FPSM-W-2-AL	< 30 lbs	1	< 30"	+/- 45°	360°	180°	-	15"
• FPSM-W-ADJ1-AL	15 lbs	1	< 19"	+/- 45°	360°	180°	< 14"	< 18"
• FPSM-W-ADJ1XX-AL	15-30 lbs	1	< 30"	+/- 45°	360°	180°	< 14"	< 18"
• FPSM-W-ADJ2-AL	15 lbs	1	< 19"	+/- 45°	360°	180°	< 14"	< 24"
• FPSM-W-ADJ2XX-AL	15-30 lbs	1	< 30"	+/- 45°	360°	180°	< 14"	< 24"
• FPSM-W-DIS2-AL	< 30 lbs	2	< 21"	+/- 45°	360°	40°	-	8"
• FPSM-W-DIS3-AL	< 30 lbs	3	< 19"	+/- 45°	360°	40°	-	8"
• FPSM-W-DIS4-AL	< 30 lbs	4	< 21"	+/- 45°	360°	40°	-	8"
• FPSM-W-DIS6-AL	< 30 lbs	6	< 19"	+/- 45°	360°	40°	-	8"
• FDPK01	25 lbs	1	< 24"	+/- 45°	360°	90°	- 9" (monitor)/20 ^{1/2} " (keyboard)	
• FDPK02	25 lbs	1	< 24"	+/- 45°	360°	90°	- 9" (monitor)/20 ^{1/2} " (keyboard)	





BRETFORD'S MOUNTS FOR LARGE
FLAT PANEL MONITORS ARE UNIVERSAL
AND  VESA COMPLIANT.

Eliminate the stress of finding a mount that fits. Bretford's mounts adjust to fit **monitors up to 61"**. Ceiling or wall options can be easily installed wherever you need them. You handle the big picture. We'll handle the details.

FLAT PANEL MOUNTS: 32"–61"

CEILING-MOUNTED

Ideal for  Learning and  Meeting Solutions.

Our Ceiling Mounts for large flat panels fit most monitors up to 61" diagonal. Mounts are easy to install with universal mounting arms that keep mounting holes synchronized during the assembly process. A one-handed tilt feature allows for easy forward tilt.

Poles for mounts are available from 36"–72" long and are sold separately.

★ *Easy, forward tilt function allows for flexible viewing options in conference rooms and meeting areas.*



FPCM-1-AL Single Monitor Universal Flat Panel Ceiling Mount

For diagonal monitors 42" to 61". Supports flat panel monitors up to 135 lbs.

Product design and features patented by Bretford Manufacturing, Inc.



FPCM-2-AL Dual Monitor Universal Flat Panel Ceiling Mount

For two flat panel monitors mounted back to back. For use with monitors 42" to 46" diagonal, and up to 50 lbs each or 100 lbs combined.

Product design and features patented by Bretford Manufacturing, Inc.



Pole for Dual Monitor Universal Flat Panel Ceiling Mount

For use with FPCM-1-AL or FPCM-2-AL Universal Flat Panel Ceiling Mounts. Supports up to 170 lbs, including the weight of the FPCM-1-AL or FPCM-2-AL mounting assemblies.



Model #	Length	Wt	Tilt	P/L Rotation	LCD(s)	LCD Wt	Mount Width Adjustment	Mount Height Adjustment
• FPCM-1-AL	see FPCMPOLE_	35 lbs	< 15°	360°	1	< 135 lbs	310mm–825mm	200mm–683mm
• FPCM-2-AL	see FPCMPOLE_	70 lbs	< 15°	360°	2	< 100 lbs total	310mm–825mm	200mm–683mm
• FPCMPOLE36-AL	36"	8 lbs	-	-	-			
• FPCMPOLE48-AL	48"	12 lbs	-	-	-			
• FPCMPOLE60-AL	60"	16 lbs	-	-	-			
• FPCMPOLE72-AL	72"	24 lbs	-	-	-			



FLAT PANEL MOUNTS: 32"-61" WALL-MOUNTED

Ideal for  Learning and  Meeting Solutions.

Wall Mounts for large flat panel monitors are designed to securely hold monitors flush to the wall.

Mounts feature a forward tilt adjustment and wood stud mounting hardware.

★ Perfect for viewing media on larger monitors in conference and meeting areas.



FPLM-ARM-AL Adjustable Arms Universal Flat Panel Wall Mount

For monitors up to 42" to 61" and up to 170 lbs. Allows for monitors to sit flush against the wall or extended out with left/right angle adjustment. Features 0 to -15 forward tilt. Monitor easily adjusts from landscape to portrait views without tools. Installation to 16" stud centers.

Product design and features patented by Bretford Manufacturing, Inc.



Easy Installation

This assembly can minimize your installation frustration.

- 1 Mount the plate to the wall.
- 2 Attach the bracket to the monitor.
- 3 Lift bracket into the pocket holding the monitor.
- 4 Turn and tilt your monitor. Then lock it into position.

Extension Positions of FPLM-ARM-AL



Model #	Monitor Size	Wt	Tilt	P/L Rotation	LCD Wt	Mount Width Adjustment	Mount Height Adjustment
• FPLM-ARM-AL	42-61"	35 lbs	< 15°	360°	< 170 lbs	310mm-825mm	200mm-683mm
• FPLM-FFP	23-42"	11 lbs	< 15°	Fixed	< 100 lbs	75mm-500mm	75mm-375mm
• FPLM-FFP2	42-61"	22 lbs	< 15°	Fixed	< 200 lbs	100mm-720mm	100mm-610mm



FPLM-FFP Flush Flat Panel Wall Mount

For monitors from 23" to 42" and up to 100 lbs. Mounts flush to the wall with +5 to -15 forward tilt. Landscape installation only to 16" stud centers.



FPLM-FFP2 Flush Flat Panel Wall Mount

Same features as FPLM-FFP. For monitors from 42" to 61" and up to 200 lbs. Landscape installation only to 16" or 24" stud centers.





NOT A BAD SEAT IN THE HOUSE

BRETFORD PROJECTOR CEILING AND WALL MOUNTS
ARE ADJUSTABLE TO PROJECT IMAGES
FROM ANY POSSIBLE ANGLE,
ONTO ANY SURFACE.



Our mounts are **adjustable to fit most LCD projectors**. **Side to side, front to back,** and **360 degree rotation** allow for the perfect viewing angle. With Bretford Projector Mounts, you can project just about anywhere. So when the show must go on, it does.

PROJECTOR MOUNTS

CEILING-MOUNTED

Ideal for  Learning and  Meeting Solutions.

Our Ceiling-Mounted Projector Mounts feature flexible tilting and 360 degree rotation. Mounts fit most bottom mounted LCD projectors up to 26 lbs. Ceiling mounts can be flush-mounted or mounted on an extension tube.

★ *With 360 degree rotation, this Projector Mount is ideal in conference rooms and lecture halls.*



PROJECTOR MOUNTS

CEILING-MOUNTED

Ideal for  Learning and  Meeting Solutions.



TPMUNI4 Projector Mounts

Deluxe Projector Mounts include a 26" to 46" adjustable extension tube and quick-release mechanism for simple removal of projectors. Adjustable arms secure the projector in place using the mounting nuts built into the bottom of the projector casing.



F Available in Aluminum finish only.



TPMUNI2 Flush Projector Mounts

Flush ceiling projector mount extends down 6" from a flat ceiling and includes a quick-release mechanism that allows for simple removal of data projectors. Adjustable arms secure the projector using mounting nuts built into the underside of the projector casing.



F Available in Aluminum finish only.

Model #	Arm Length	Pitch	Roll	Yaw	Wt
TPMUNI2	6"	10°	10°	360°	3 lbs
TPMUNI4	26-46"	10°	10°	360°	8 lbs



Aluminum (-AL)

ACCESSORIES

Increase the strength and flexibility of your mounting options with some of our hardware accessories.



• TPM8PLATE Mounting Plate

The 8" wide mounting plate is designed for drop ceiling installations. Includes mounting cables and hardware with cut outs for data and power plugs. Plugs not included. Only for use with TPMUNI2 and TPMUNI4 mounts.

F Available in White finish only.



MOUNTS

ANALYSIS CHARTS



FLAT PANEL MOUNTS <32": DESK-MOUNTED

Model #	Monitor Wt	LCD Size	Tilt	P/L Rotation	Pan	Lift
• FPSM-D-ADJ1-AL	15 lbs	< 19"	+/- 45°	360°	180°	< 7"
• FPSM-D-ADJ1XX-AL	15-30 lbs	< 24"	+/- 45°	360°	180°	< 7"
• FPSM-D-ADJ2-AL	15 lbs	< 19"	+/- 45°	360°	180°	< 7"
• FPSM-D-ADJ2XX-AL	15-30 lbs	< 24"	+/- 45°	360°	180°	< 7"



FLAT PANEL MOUNTS <32": WALL-MOUNTED

Model #	Monitor Wt	LCD(s)	LCD Size	Tilt	P/L Rotation	Pan	Lift	Depth to Wall
• FPSM-W-0-AL	< 30 lbs	1	< 30"	+/- 45°	360°	90°	-	3"
• FPSM-W-1-AL	< 30 lbs	1	< 30"	+/- 45°	360°	120°	-	9"
• FPSM-W-2-AL	< 30 lbs	1	< 30"	+/- 45°	360°	180°	-	15"
• FPSM-W-ADJ1-AL	15 lbs	1	< 19"	+/- 45°	360°	180°	< 14"	< 18"
• FPSM-W-ADJ1XX-AL	15-30 lbs	1	< 30"	+/- 45°	360°	180°	< 14"	< 18"
• FPSM-W-ADJ2-AL	15 lbs	1	< 19"	+/- 45°	360°	180°	< 14"	< 24"
• FPSM-W-ADJ2XX-AL	15-30 lbs	1	< 30"	+/- 45°	360°	180°	< 14"	< 24"
• FPSM-W-DIS2-AL	< 30 lbs	2	< 21"	+/- 45°	360°	40°	-	8"
• FPSM-W-DIS3-AL	< 30 lbs	3	< 19"	+/- 45°	360°	40°	-	8"
• FPSM-W-DIS4-AL	< 30 lbs	4	< 21"	+/- 45°	360°	40°	-	8"
• FPSM-W-DIS6-AL	< 30 lbs	6	< 19"	+/- 45°	360°	40°	-	8"
• FPDK01	25 lbs	1	< 24"	+/- 45°	360°	90°	- 9" (monitor)/20 ^{1/2} " (keyboard)	
• FPDK02	25 lbs	1	< 24"	+/- 45°	360°	90°	- 9" (monitor)/20 ^{1/2} " (keyboard)	

ANALYSIS CHARTS

**FLAT PANEL MOUNTS 32"-61": CEILING-MOUNTED**

Model #	Length	Wt	Tilt	P/L Rotation	LCD(s)	LCD Wt	Mount Width Adjustment	Mount Height Adjustment
• FPCM-1-AL	see FPCMPOLE_	35 lbs	< 15°	360°	1	< 135 lbs	310mm-825mm	200mm-683mm
• FPCM-2-AL	see FPCMPOLE_	70 lbs	< 15°	360°	2	< 100 lbs total	310mm-825mm	200mm-683mm
• FPCMPOLE36-AL	36"	8 lbs	-	-	-			
• FPCMPOLE48-AL	48"	12 lbs	-	-	-			
• FPCMPOLE60-AL	60"	16 lbs	-	-	-			
• FPCMPOLE72-AL	72"	24 lbs	-	-	-			

**FLAT PANEL MOUNTS 32"-61": WALL-MOUNTED**

Model #	Monitor Size	Wt	Tilt	P/L Rotation	LCD Wt	Mount Width Adjustment	Mount Height Adjustment
• FPLM-ARM-AL	42-61"	35 lbs	< 15°	360°	< 170 lbs	310mm-825mm	200mm-683mm
• FPLM-FFP	23-42"	11 lbs	< 15°	Fixed	< 100 lbs	75mm-500mm	75mm-375mm
• FPLM-FFP2	42-61"	22 lbs	< 15°	Fixed	< 200 lbs	100mm-720mm	100mm-610mm

**PROJECTOR MOUNTS: CEILING-MOUNTED**

Model #	Arm Length	Pitch	Roll	Yaw	Wt
TPMUNI2	6"	10°	10°	360°	3 lbs
TPMUNI4	26-46"	10°	10°	360°	8 lbs



PROJECTION SCREENS

p108 Square Format: 50"-84"


p112 Square Format: 96"-144"

p114 4:3 Format

p116 16:9 Format

SHOW THEM YOUR VISION

Projecting for business meetings or presentations is easy with Bretford's Projection Screens. Small classrooms. Large auditoriums. You name it. Our Projection Screens give you the optimal viewing experience. Portable screens are lightweight and easy to transport. So no matter where you are, you can put your best work forward.

 *Series 700 Large Format Electric Wall Screen, page 112; Rectangle Conference Table, page 142; LECTTG Multimedia Lectern, page 182; TPMUNI4 Projector Mount, page 100*



PROJECTION SCREENS

ICON INDEX *(please reference the icons below throughout this section)*



Learning Solutions



Meeting Solutions



Working Solutions



Additional Products



Recommended Uses



UPS Shippable

SQUARE FORMAT: 50"-84"



P110 PORTABLE

Features lightweight legs with easy-to-open tab and solid steel carrying case.



P111 WALL-MOUNTED

For wall or map rail mounted installations. Comes in octagonal steel case.

SQUARE FORMAT: 96"-144"



P112 WALL-MOUNTED

Large screens available in manual or electric options.

4:3 FORMAT



P114 PORTABLE

Screens come in lightweight aluminum or nylon carrying cases.

16:9 FORMAT



P115 WALL-MOUNTED

Screens available in 7', 8' or 10'.



P116 WALL-MOUNTED

Screens available in 7', 8' or 10'.

HOW TO CHOOSE A SCREEN

1 CHOOSE THE AV FORMAT

1:1 Square Shape
4:3 NTSC Video-view Shape
16:9 HDTV Video-view Shape

2 CHOOSE THE SCREEN TYPE

Electric Wall Screen Mobile Floor Screen
Manual Wall Screen Tabletop Screen
Portable Tripod Screen

3 USE YOUR ROOM SIZE TO CHOOSE A SCREEN SIZE

Room Ratio	Room Size	Seating Capacity	Minimum Screen Size Width
1 to 1	24' x 24'	33	50"
	30' x 30'	57	60"
	35' x 35'	82	70"
	42' x 42'	124	84"
	48' x 48'	167	8'
	60' x 60'	272	10'
4 to 3	72' x 72'	402	12'
	24' x 18'	26	50"
	30' x 22'	47	60"
	35' x 26'	69	70"
	48' x 36'	118	84"
	56' x 42'	141	8'
	60' x 45'	223	10'
	72' x 54'	347	12'

Room Ratio	Room Size	Seating Capacity	Minimum Screen Size Width
3 to 2	24' x 16'	23	50"
	30' x 20'	41	60"
	35' x 23'	48	70"
	42' x 48'	90	84"
	48' x 32'	128	8'
	60' x 40'	208	10'
	72' x 48'	318	12'

WHAT'S THE

BIG IDEA?

BRETFORD PROJECTION SCREENS
OFFER TOP-QUALITY VIEWING
IN LARGE AUDITORIUMS,
SMALL CLASSROOMS, AND
EVEN ON THE ROAD.

Our large Wall-mounted Projection Screens ensure that even those seated in the back of the auditorium can see the presentation clearly. In small classrooms, our medium Projection Screens accentuate the picture with **portable tri-pod** or **wall-mounted options**. And when presentations need to go somewhere besides the office, our Portable Projection Screens come with **easy-to-carry cases** to support top-notch performance on the road. Wherever you go, you can rely on Bretford to deliver your big idea.

SQUARE FORMAT: 50"-84"

PORTABLE

Ideal for  Learning and  Meeting Solutions.

Our Series 375 Tripod Projection Screens are designed to be portable and feature a heavy-duty plastic handle. These screens include a steel slat with a wire tension bar, a solid steel case, and are finished in Black powder paint. Strong, lightweight legs have an easy-to-open tab for fast and easy set-up. The height from the floor to the bottom of the screens is 31^{1/2"}. And the viewing surface is Matte White with black side borders.

★ *Portable square-shaped Projection Screens are great for projecting in any classroom or office environment. The presentation travels with you wherever you go.*



 [A2642 Adjustable AV Cart, page 26](#)

Series 375 Projection Screens



Model #	W x H	Wt
3750MKE	50" x 50"	18 lbs
3760MKE	60" x 60"	22 lbs
3770MKE	70" x 70"	24 lbs
3777MKE	84" x 84"	36 lbs



SQUARE FORMAT: 50" - 84"

WALL-MOUNTED

Ideal for  Learning and  Meeting Solutions.

Our Series 65 Manual Wall Projection Screens include an octagonal steel case with White powder paint finish and built-in mounting rings. All screens include Matte White seamless fabric and black edge stripes to create a clear picture. Screens are fire resistant and can be cleaned with mild soap and water. Unique "slow retrieve" feature allows the fabric to retract slowly up into the case, eliminating the flapping and noise created by traditional screens.

★ Ideal for projecting in classrooms and meeting rooms of all shapes and sizes.



Series 65 Manual Wall Projection Screen

Series 65 screens can be mounted directly to the wall or on a map rail.



Model #	W x H	Wt
6550M	50" x 50"	13 lbs
6560M	60" x 60"	13 lbs
6570M	70" x 70"	19 lbs
6577M	84" x 84"	20 lbs



4009 Projection Screen T-Bar Drop Ceiling Brackets

For hanging screens up to 35 lbs on suspended ceiling grids. For use with Series 65 Screens. Steel construction with White finish.



KW18 Wall Brackets

Screen can be mounted 10", 14", 18 1/4", 20", or 24" from wall by selecting one of four mounting positions. For use with Series 65 Screens.



KW6 Wall Bracket

Brackets allow screen to be mounted 6" from wall. For use with Series 65 Screens.



SQUARE FORMAT: 96"-144"

WALL-MOUNTED

Ideal for  Learning and  Meeting Solutions.

Our 700 Large Electric Wall Screens are designed for wall installations in larger classrooms and auditoriums. A wireless remote control switch and a wired 3-button wall switch for fingertip control allow you to raise or lower the screen to your desired height. The motor is powered from a 20' power cord that plugs into any wall outlet. Unique wall brackets trap screens on the bracket for solid support. Our screens come in Matte White fabric with black borders and include a durable, square steel case finished in White powder paint. Mounting hardware for brackets is not included. UL Listed.

★ *Big presentations need big Projection Screens. These large, all-purpose square shaped screens assure a clear picture in classrooms, auditoriums, and meeting rooms. Choose an electric screen so the fabric travels up and down at the touch of a switch.*



Series 700 Large Format
Electric Wall Screens

 *Rectangle Conference Table, page 142; TPMUN4
Projector Mount, page 100*

Model #	W x H	Wt	Fabric
7088M	8' x 8'	99 lbs	Seamless
7000M	10' x 10'	120 lbs	Center Seam
7022M	12' x 12'	142 lbs	Center Seam



SQUARE FORMAT: 96"-144" WALL-MOUNTED

Ideal for  Learning and  Meeting Solutions.

The Series 500 Screens are Bretford's largest manually operated screens. Unique wall brackets trap the screen on the bracket to ensure it is supported.

The 8' screen has a "slow retrieve" feature to keep the screen from snapping up and causing damage. Our screens come in Matte White fabric with black borders and include a durable square steel case, finished in White powder paint. Mounting hardware for brackets is not included.

★ Choose manual screens as a low cost alternative, or where power availability is an issue.



Series 500 Large Format
Manual Wall Screens

Model #	W x H	Wt	Fabric
5088M	8' x 8'	50 lbs	Seamless
5000M	10' x 10'	78 lbs	Center Seam
5022M	12' x 12'	91 lbs	Center Seam

4:3 FORMAT

PORTABLE

Ideal for  Learning and  Meeting Solutions.

Bretford's Portable Projection Screens come in lightweight aluminum or nylon carrying cases for easy transport.

Matte White viewing fabric and black side borders help to define your projected images.

★ *An alternative to portable tripod projection screens, this easily transportable screen gives you the freedom to present just about anywhere.*



 *Rectangle Conference Table, page 142*

TT50D Portable Tabletop Screen with Bag

The Tabletop Projection Screen comes inside a nylon protective carrying case. Spreads open like an accordion to reveal 50" diagonal screen.



Roadshow Projection Screen

Roadshow Projection Screens feature lightweight aluminum case construction with a handle for easy transport. The scissor lift mechanism is designed to automatically stop at a video-view ratio of 4:3 when fabric is pulled up and out of the case.



Model #	W x H	Wt	Diagonal
TT50D	40" x 30"	6 lbs	50"
6060D	48" x 36"	19 lbs	60"
6080D	64" x 48"	21 lbs	80"

4:3 FORMAT

WALL-MOUNTED

Ideal for  Learning and  Meeting Solutions.

Our manual Wall Mounted 4:3 Format Screens are available in three sizes (7', 8', and 10') for viewing in classrooms or auditoriums. The 8' and 10' screens have a "slow retrieve" feature to keep the screen from snapping up and causing damage. White Matte fabric and black edges work to accentuate viewing. Mounting brackets are included on the 115" diagonal and the 145" diagonal, but not on the 102" diagonal.

★ *Since most projectors are calibrated to the standard TV ratio, this screen assures you will keep audiences focused on a clear picture in classrooms or auditoriums.*



Wall Mounted 4:3 Projection Screens

Model #	Screen Size	Viewing Size	Wt	Diagonal
65V743M	84" x 75"	82" x 61"	20 lbs	102"
50V843M	96" x 87"	92" x 69"	50 lbs	115"
50V1043M	120" x 109"	116" x 87"	78 lbs	145"

16:9 FORMAT

WALL-MOUNTED

Ideal for  Learning and  Meeting Solutions.

For viewing in classrooms or auditoriums, our Wall Mounted 16:9 Format Screens are available in three sizes (7', 8', and 10'). The “slow retrieve” feature on the 8' option keeps the screen from snapping up and causing damage. Viewing is accentuated with White Matte fabric and black edges. Mounting brackets are included on the 106" diagonal and the 133" diagonal, but not on the 94" diagonal.

★ *Ideal for high-definition projectors, this widescreen projection screen optimizes movie viewing in large lecture halls or auditoriums.*



Wall Mounted 16:9 Projection Screens

Model #	Screen Size	Viewing Size	Wt	Diagonal
65V7169M	84" x 67"	82" x 46"	20 lbs	94"
50V8169M	96" x 78"	92" x 52"	50 lbs	106"
50V10169M	120" x 94"	116" x 65"	78 lbs	133"

PROJECTION SCREENS

ANALYSIS CHARTS

You can use the following charts to view our range of products and to compare their features and benefits.



SQUARE FORMAT: 50"-84" PORTABLE

Model #	W x H	Wt
3750MKE	50" x 50"	18 lbs
3760MKE	60" x 60"	22 lbs
3770MKE	70" x 70"	24 lbs
3777MKE	84" x 84"	36 lbs



SQUARE FORMAT: 50"-84" WALL-MOUNTED

Model #	W x H	Wt
6550M	50" x 50"	13 lbs
6560M	60" x 60"	18 lbs
6570M	70" x 70"	19 lbs
6577M	84" x 84"	20 lbs



SQUARE FORMAT: 96"-144" WALL-MOUNTED

Model #	W x H	Wt	Fabric
7088M	8' x 8'	99 lbs	Seamless
7000M	10' x 10'	120 lbs	Center Seam
7022M	12' x 12'	142 lbs	Center Seam
5088M	8' x 8'	50 lbs	Seamless
5000M	10' x 10'	78 lbs	Center Seam
5022M	12' x 12'	91 lbs	Center Seam



4:3 FORMAT: PORTABLE

Model #	W x H	Wt	Diagonal
TT50D	40" x 30"	6 lbs	50"
6060D	48" x 36"	19 lbs	60"
6080D	64" x 48"	21 lbs	80"



4:3 FORMAT: WALL-MOUNTED

Model #	Screen Size	Viewing Size	Wt	Diagonal
65V743M	84" x 75"	82" x 61"	20 lbs	102"
50V843M	96" x 87"	92" x 69"	50 lbs	115"
50V1043M	120" x 109"	116" x 87"	78 lbs	145"



16:9 FORMAT: WALL-MOUNTED

Model #	Screen Size	Viewing Size	Wt	Diagonal
65V7169M	84" x 67"	82" x 46"	20 lbs	94"
50V8169M	96" x 78"	92" x 52"	50 lbs	106"
50V10169M	120" x 94"	116" x 65"	78 lbs	133"

TABLES

P 122 Basic Computer Tables

P 130 Advanced Computer Tables

P 140 Conference Tables

P 144 Meeting Tables

P 150 Activity Tables

WRITE. SHARE. DISCUSS.

To Bretford, a table is more than just a flat surface. A table is a place where people gather, interact, and get stuff done. Our tables are designed to support evolving technology and to accommodate a variety of applications. So you can think and collaborate at a table that was designed to help you bring your ideas to life.

+ *Quattro Voltea Tables, page 136; LECTTG Multimedia Lectern, page 182; FPBBULC32-E4BK Flat Panel Wide Body Cart, page 43*



TABLES

ICON INDEX *(please reference the icons below throughout this section)*



Learning Solutions



Meeting Solutions



Working Solutions



Additional Products



Recommended Uses



Basics Color Program

● GREENGUARD® Certified

BASIC COMPUTER TABLES



P 124 **CENTER LEG TABLE:: CONNECTIONS**

Tables feature sturdy extended base design and cord management.



P 126 **POWER AND DATA:: CONNECTIONS POWERBAR**

Components for enabling tables with technology.



P 128 **4-LEG TABLE:: QUATTRO**

Height-adjustable tables with grommet holes and rear J-channel for cord management.

ADVANCED COMPUTER TABLES



P 132 **FLAT PANEL MULTI-PURPOSE:: SMARTDECK**

Desks open and close to lock flat panel monitors when not in use. Available in single or double units.



P 133 **POWER AND DATA:: SMARTDECK**

Components for enabling tables with technology.



P 135 **MULTIPLE STUDENT WORK CENTER:: CONNECTIONS AND QUATTRO**

Tables feature large work surfaces to hold up to three computer systems. Available in a 80" or 96".



P 136 **SECURE CABLE MANAGEMENT:: QUATTRO VOLTEA**

Height-adjustable tables feature flip-up door with easy access to cord management bin.



P 138 **SPLIT LEVEL WORK SURFACE:: CONNECTIONS FLAT PANEL**

Tables accommodate flat panel monitors in a slightly recessed position for improved visibility.



CONFERENCE TABLES



P 142 RECTANGLE

Available in several different lengths from 36" to 42" D.



P 143 RACE TRACK

Available in several different lengths from 36" to 42" D.

MEETING TABLES



P 146 FOLDING

Available in Rectangle, Half Round, Quarter Round, and Trapezoid. Tables fold flat for storage.



P 148 FOLDING WITH CABLE MANAGEMENT

Available in Rectangle, Trapezoid and Half Round. Features modesty panel with integrated cord management channel.



P 149 ACCESSORIES

ACTIVITY TABLES



P 152 RECTANGLE

Height-adjustable from 24"-23" and available in one to six person sizes.



P 154 ROUND

Height-adjustable from 24"-23" and available in a variety of sizes.



P 155 SQUARE

Height-adjustable from 24"-23" and available in a variety of sizes.



USER-FRIENDLY MEETS ECO-FRIENDLY

BRETFORD BASIC TABLES ARE
ADAPTABLE TO ANY ENVIRONMENT
AND GOOD FOR IT TOO.

Since 1981, we've sold more than 2 million tables, and most are still being used today. They're the tables that keep on working. Tables are **height-adjustable**, and come in **various size options** and **multiple leg styles** to ensure flexibility. They're also **GREENGUARD Certified** for Children and Schools to support healthier environments. Count on Bretford for practical solutions for today and tomorrow.

BASIC COMPUTER TABLES

CENTER LEG TABLE::CONNECTIONS

Ideal for  Learning and  Meeting Solutions.

Our Connections Work Centers feature 14-gauge steel bases, 1" thick tabletops, and cord management. The design at the base of the table provides strength and maximum accessibility to the work surface. The extended base supports the back and front to reduce tip over.

Tables are available in your choice of four trim color packages. Trim package includes edge bands, toe caps, and grommet hole inserts.

Optional electrical units are available.

★ *Maximizes tabletop accessibility in classrooms and computer labs.*



3511 Connections Corner Table

Creates 90 degree angles with 30" D tables. Height-adjustable table holds a CPU, monitor, and keyboard. Features a grommet hole, a hinged cord management bin, modesty panel and adjustable glides.

Model #	W x D x H	Wt	Glides or Casters	ADA Compliant	Grommet Hole(s)
• 3511	65" x 42" x 24-32"	94 lbs	Glides	N	1



See page 190 for information on the Basics Color Program.

See pages 192-195 for special order colors. Additional costs and longer lead times may apply.

BASIC COMPUTER CENTER LEG TABLE::CONNECTIONS

Ideal for  Learning and  Meeting Solutions.



Connections Work Centers

Tables are available in 30", 36", 42", 48", 60", and 72" W and 24" or 30" D. All have a rear cord management bin with flip down door. Choice of glides or 4" casters.

Model #	W x D x H	Wt	Glides or Casters	ADA Compliant	Grommet Hole(s)
• 3576	30" x 30" x 24-32"	56 lbs	Glides	N	1
• 3577	30" x 30" x 24-32"	62 lbs	Casters	N	1
• 3569	36" x 24" x 24-32"	65 lbs	Glides	N	1
• 3521	36" x 30" x 24-32"	64 lbs	Glides	N	1
• 3520	36" x 24" x 24-32"	71 lbs	Casters	N	1
• 3517	36" x 30" x 24-32"	67 lbs	Casters	N	1
• 3515	42" x 30" x 24-32"	86 lbs	Glides	N	1
• 3514	42" x 30" x 24-32"	90 lbs	Casters	N	1
• 3570	48" x 24" x 24-32"	84 lbs	Glides	N	2
• 3523	48" x 30" x 24-32"	82 lbs	Glides	N	2
• 3522	48" x 24" x 24-32"	80 lbs	Casters	N	2
• 3518	48" x 30" x 24-32"	86 lbs	Casters	N	2
• 3561	60" x 24" x 24-32"	81 lbs	Glides	N	2
• 3524	60" x 30" x 24-32"	106 lbs	Glides	N	2
• 3560	60" x 24" x 24-32"	84 lbs	Casters	N	2
• 3519	60" x 30" x 24-32"	110 lbs	Casters	N	2
• 3565	72" x 24" x 24-32"	111 lbs	Glides	N	2
• 3525	72" x 30" x 24-32"	120 lbs	Glides	N	2
• 3564	72" x 24" x 24-32"	107 lbs	Casters	N	2
• 3526	72" x 30" x 24-32"	114 lbs	Casters	N	2

Connections XTC Work Centers

Connections XTC Work Centers provide extra space for a CPU tower and come standard with an adjustable CPU holder, a cord management bin, grommets and a choice of 4" casters or glides. CPU holders come in standard 6¹/₂"-11¹/₂" W or slim 3¹/₂"-5³/₄" W. The 72" W tables come with two CPU holders.

Model #	W x D x H	Wt	Glides or Casters	ADA Compliant	Grommet Hole(s)	CPU Holder
• 35XTC21	36" x 30" x 24-32"	72 lbs	Glides	N	1	6 ¹ / ₂ "-11 ¹ / ₂ "W
• 35XTC17	36" x 30" x 24-32"	74 lbs	Casters	N	1	6 ¹ / ₂ "-11 ¹ / ₂ "W
• 35XTC15	42" x 30" x 24-32"	94 lbs	Glides	Y	1	6 ¹ / ₂ "-11 ¹ / ₂ "W
• 35XTC14	42" x 30" x 24-32"	98 lbs	Casters	Y	1	6 ¹ / ₂ "-11 ¹ / ₂ "W
• 35XTC23	48" x 30" x 24-32"	95 lbs	Glides	Y	2	6 ¹ / ₂ "-11 ¹ / ₂ "W
• 35XTC18	48" x 30" x 24-32"	98 lbs	Casters	Y	2	6 ¹ / ₂ "-11 ¹ / ₂ "W
• 35XTC25	72" x 30" x 24-32"	128 lbs	Glides	Y	2	6 ¹ / ₂ "-11 ¹ / ₂ "W
• 35XTC26	72" x 30" x 24-32"	130 lbs	Casters	Y	2	6 ¹ / ₂ "-11 ¹ / ₂ "W
• 35XTC21MT	36" x 30" x 24-32"	72 lbs	Glides	N	1	3 ¹ / ₂ "-5 ³ / ₄ "W
• 35XTC17MT	36" x 30" x 24-32"	74 lbs	Casters	N	1	3 ¹ / ₂ "-5 ³ / ₄ "W
• 35XTC15MT	42" x 30" x 24-32"	94 lbs	Glides	Y	1	3 ¹ / ₂ "-5 ³ / ₄ "W
• 35XTC14MT	42" x 30" x 24-32"	98 lbs	Casters	Y	1	3 ¹ / ₂ "-5 ³ / ₄ "W
• 35XTC23MT	48" x 30" x 24-32"	95 lbs	Glides	Y	2	3 ¹ / ₂ "-5 ³ / ₄ "W
• 35XTC18MT	48" x 30" x 24-32"	98 lbs	Casters	Y	2	3 ¹ / ₂ "-5 ³ / ₄ "W
• 35XTC25MT	72" x 30" x 24-32"	128 lbs	Glides	Y	2	3 ¹ / ₂ "-5 ³ / ₄ "W
• 35XTC26MT	72" x 30" x 24-32"	130 lbs	Casters	Y	2	3 ¹ / ₂ "-5 ³ / ₄ "W



Grey Mist/Quartz
(-GMQ)



Grey Mist/Cardinal
(-GMC)



Grey Mist/Topaz
(-GMT)



Grey Mist/Polo
(-GML)

BASIC COMPUTER TABLES

POWER AND DATA:: CONNECTIONS POWERBAR

Ideal for  Learning and  Meeting Solutions.

Make your Connections Work Center or Connections XTC Work Center tables more powerful with the addition of the PowerBar. PowerBar allows tables to hardwire directly into the building's electrical infrastructure and makes it easier to run power in rows.

- ★ *Simplifies power distribution in classrooms, labs, and even office environments.*

• PowerBar Raceway

Connections Table attachment holds the hardwire or software components (35PBCFPS) of the power system. Available in five sizes, spanning the entire width of the table. Can attach to existing Connections Work Centers or XTC Work Centers.

• 35PBR24

For 24" tabletop bridge.

• 35PBR42

For 42" W table.

• 35PBR48

For 48" W table.

• 35PBR60

For 60" W table.

• 35PBR72

For 72" W table.



• Power Harness

For use with hardwire power solutions for the Connections Tables with a PowerBar. Holds two Simplexes or two Duplexes.

• 35PBPH42

For 42" W tables.

• 35PBPH48

For 48" W tables.

• 35PBPH60

For 60" W tables.

• 35PBPH72

For 72" W tables.



• DUPLC11 Duplex-Circuit 1

Contains two electrical outlets.
For use with SmartDeck or PowerBar only.

• DUPLC22 Duplex-Circuit 2

Contains two electrical outlets.
For use with SmartDeck or PowerBar only.

• DUPLC33 Duplex-Circuit 3

Contains two electrical outlets.
For use with SmartDeck or PowerBar only.

• DUPLC44 Duplex-Circuit 4

Contains two electrical outlets.
For use with SmartDeck or PowerBar only.

BASIC COMPUTER TABLES

POWER AND DATA:: CONNECTIONS POWERBAR

Ideal for  Learning and  Meeting Solutions.



• JPCPT30 Jumper for Connecting PowerBar Raceway

Jumper for linking Power Harness from table to table when used in PowerBar.



• LJUMP-9696 Jumper

Jumper for use with 24" Tabletop Bridge when used in PowerBar. Links tables on each side of the bridge.



• JHDES Hardwire Power Entry System

Hardwire Power Feed is UL and C-UL Listed. It's 8-wire, 4-circuit, and has 64 amps/120 volt capability. Composed of steel core with durable PVC jacket. Provides complete protection against liquid and moisture vapor. Requires installation by licensed electrician. Use one per row of tables.



• 35PBFD Wire Chase

Down Box mounts to the end of a row of tables to bring in power and data cables.



• 35PBRCAP PowerBar End Caps

Comes in a set of two. Caps attach to the end of the PowerBar at each end of a row of tables.




• 35PBDCLP PowerBar Data Plate

Holds two data or phone jacks. Attaches to the inside of the PowerBar Raceway. Includes two data plates to hold a total of four jacks. Jacks not included.

• 35PBCFPS Surge Protected Power Strip

Includes four individually grounded outlets. Includes on/off switch and 20' power cord. Attaches inside PowerBar. Has 110 volt capacity. Not for use with hardwired components.



See pages 192-195 for special order colors. Additional costs and longer lead times may apply.

Grey Mist (-GM)



BASIC COMPUTER TABLES

4-LEG TABLE::QUATTRO

Ideal for  Learning and  Meeting Solutions.

Our Quattro Tables feature scratch resistant 1" thick laminate tabletops and have reinforced legs and tops to hold heavy equipment.

Grommet holes in the tabletop and a rear J-channel for cord management are included. Legs are height-adjustable from 24" to 32".

Optional accessories include a surge and overload-protected 4-outlet electrical unit, an adjustable CPU holder, and 3" replacement casters.

★ *In classrooms and computer labs, use and management of computer technology is made easy.*



Model #	W x D x H	Wt	Glides or Casters	ADA Compliant	Grommet Hole(s)
• QWTCP2436	36" x 24" x 24-32"	65 lbs	Glides	Y	1
• QWTCP3036	36" x 30" x 24-32"	73 lbs	Glides	Y	1
• QWTCP2442	42" x 24" x 24-32"	71 lbs	Glides	Y	1
• QWTCP3042	42" x 30" x 24-32"	81 lbs	Glides	Y	1
• QWTCP2448	48" x 24" x 24-32"	78 lbs	Glides	Y	2
• QWTCP3048	48" x 30" x 24-32"	89 lbs	Glides	Y	2
• QWTCP2460	60" x 24" x 24-32"	92 lbs	Glides	Y	2
• QWTCP3060	60" x 30" x 24-32"	105 lbs	Glides	Y	2
• QWTCP2472	72" x 24" x 24-32"	111 lbs	Glides	Y	2
• QWTCP3072	72" x 30" x 24-32"	121 lbs	Glides	Y	2
• QWTCP2484	84" x 24" x 24-32"	116 lbs	Glides	Y	3
• QWTCP3084	84" x 30" x 24-32"	135 lbs	Glides	Y	3



Grey Mist/Quartz
(-GMQ)



Grey Mist/Cardinal
(-GMC)



Grey Mist/Polo
(-GML)



Grey Mist/Topaz
(-GMT)



Cherry/Black
(-CY)



See page 190 for information on the Basics Color Program.

See pages 192-195 for special order colors.
Additional costs and longer lead times may apply.



Enhance the functionality of your Basic Computer Tables with these additions. All accessories are GREENGUARD Certified for Children and Schools.

CONNECTIONS WORK CENTER ACCESSORIES



• 35CPUHRN CPU Harness

CPU harness mounts to the inside or outside of either leg on the Connections Work Centers. CPU Harness is height-adjustable from 15¹/₂"–19¹/₂" and width-adjustable from 6"–11¹/₂" to accommodate various CPU sizes.

• 35CPUMTC Slim CPU Harness

Same as 35CPUHRN but width-adjustable for 3¹/₂" to 5⁷/₈" slim CPU towers.



• 3557-GM Ganging Bracket on Connection Work Centers

Brackets connect tables side by side. Comes in a set of two with a Grey finish. Hardware is included. Does not work with XTC Work Center tables.

• 35TB2412, 3024, 3012, 2424, Tabletop Bridges

Tabletop Bridges integrate additional work surface space between Connections Work Centers to hold printers and scanners. Bridge attaches using standard connecting brackets. Does not work with XTC Work Center tables.



• 3573-GM Connections Cord Bin Bridge Pack on Connections Work Centers

Connects wire bins of two side by side Work Centers. Pack contains one bridge to connect wire bins and keep cords hidden. Also includes one connector bracket. Connects to existing cord bins with two bolts.



• UCSKD and UCSKMP2 Keyboard Drawers

For use on Connections Work Centers and XTC Work Centers only.

• TGCPU-GM TechGuard CPU Tower Entrapment

Secures a CPU tower from theft by enclosing it on all sides. Rear is open with a security bar for easy access to tower plug-ins. Front features a removable bar with combination lock. Front and rear bars are adjustable for access to drives and plug-in points. May be used to replace CPU holders on Connections XTC Work Centers.

QUATTRO COMPUTER ACCESSORIES

• QWTCPU CPU Tower Holder

Tower mounts to the underside of Rectangle Quattro Computer Tables or Quattro Voltea tables with screws. The holder is 20³/₈" tall and is adjustable from 6¹/₂"–11¹/₂" W to accommodate various CPU sizes.

F Available in Black or Grey Mist finish only.

• QWTMTC Slim CPU Holder

Adjustable from 3¹/₂" to 5³/₄" W for slim CPU towers. For use with Quattro Computer tables or Quattro Voltea tables.

F Available in Black or Grey Mist finish only.




• CT3CP Caster Pack

The 3" twin wheel plastic threaded stem caster pack includes four casters (two locking). Threaded stem measures 3/8". Adds 3¹/₄" H to work surface. May be used to replace standard Quattro adjustable glides. Not for use with Trapezoid Quattro tables.



ECF6 6-Outlet Power Strip

Six-outlet electrical unit attaches to pre-drilled holes on Bretford computer and multimedia tables. Features a 20' power cord with 3-wire grounded cord, overload protection, and on/off switch.



TABLETOP TECHNOLOGY

BRETFORD OFFERS AN EXTENSIVE LINE-UP OF
COMPUTER TABLES DESIGNED TO SUPPORT
AND PROTECT EVOLVING TECHNOLOGY.



The **SmartDeck Connections** table was designed to accommodate all people in all spaces. Computer up. Computer down. Bretford's SmartDeck is built to protect today's flat panel monitors so computers seamlessly lock into the desktop. **Cable management, grommet holes, and key locks offer additional security.** And the SmartDeck is **GREENGUARD Certified for Children and Schools** for low emissions to keep the air around you healthier. It's technology that works when and how you need it.

ADVANCED COMPUTER TABLES

FLAT PANEL MULTI-PURPOSE::SMARTDECK

Ideal for  Learning and  Meeting Solutions.

Our SmartDeck Work Centers are designed to accommodate a flat screen computer monitor up to 19". When closed, the desktop is locked to provide a flat work surface. When opened, the table functions as a traditional computer table. Tables feature laminate work surfaces and a cord management bin that doubles as a modesty panel. Include a CPU harness, which can be attached on the inside or outside of either leg (72" tables come with two CPU harnesses). Tables can be powered with a 4-outlet CFPS electrical unit, or fitted with hardwired components to tie into the building's electrical infrastructure.

★ *Computer monitors open and close into the tabletop to optimize learning in classrooms and computer labs.*



+ FPP72 K-Base Flat Panel Display Cart, page 47; TC35 Cabinet Multimedia Cart, page 35



See pages 192-195 for special order colors. Additional costs and longer lead times may apply.

Model #	W x D x H	Wt	Workstation	ADA Compliant	CPU Holder
• 35SD21	36" x 24" x 24-32"	122 lbs	Single	N	6"-11 1/2"W
• 35SD27	66" x 24" x 24-32"	195 lbs	Double	N	6"-11 1/2"W
• 35SD25	72" x 24" x 24-32"	202 lbs	Double	N	6"-11 1/2"W
• 35SD21MT	36" x 24" x 24-32"	122 lbs	Single	N	3 1/2"-5 3/4"W
• 35SD27MT	66" x 24" x 24-32"	195 lbs	Double	N	3 1/2"-5 3/4"W
• 35SD25MT	72" x 24" x 24-32"	202 lbs	Double	N	3 1/2"-5 3/4"W



Grey Mist/Quartz
(-GMQ)



Grey Mist/Cardinal
(-GMC)



Grey Mist/Topaz
(-GMT)



Grey Mist/Polo
(-GML)

ADVANCED COMPUTER TABLES

POWER AND DATA::SMARTDECK

Ideal for  Learning and  Meeting Solutions.



ECF6 6-Outlet Power Strip

Six-outlet electrical unit attaches to pre-drilled holes on Bretford computer and multimedia tables. Features a 20' power cord with 3-wire grounded cord, overload protection, and on/off switch.

SDPHKIT SmartDeck Hardwire Power Harness Kit

For use with hardwired power solutions. Includes power harness and channel divider. Supports two Simplexes or two Duplexes. One harness per table.

SmartDeck Bridge Kits

Bridge kits do not include electrical components and are used to connect SmartDeck table cord management bins when standard ECF6 power strips are used. Kits are specific to table sizes.

SDTB3672

36" table to 36" table, 36" table to 72", or 72" table to 72" table.

SDTB663672

66" table to 36" or 72" table.

SDTB6666

66" table to 66" table.



DUPLC11 Duplex-Circuit 1

Contains two electrical outlets. For use with SmartDeck or PowerBar only.

DUPLC22 Duplex-Circuit 2

Contains two electrical outlets. For use with SmartDeck or PowerBar only.

DUPLC33 Duplex-Circuit 3

Contains two electrical outlets. For use with SmartDeck or PowerBar only.

DUPLC44 Duplex-Circuit 4

Contains two electrical outlets. For use with SmartDeck or PowerBar only.

SmartDeck Hardwire Jumper Kits

Contains everything required to attach two tables in a row when hardwiring with the SDPHKIT. Includes a power jumper cable, ganging plate, and cord bin bridge. Kits are specific to table sizes.

SDJUMP3636

36" table to 36" table.

SDJUMP3666

36" table to 66" table.

SDJUMP3672

36" table to 72" table.

SDJUMP6666

66" table to 66" table.

SDJUMP6672

66" table to 72" table.

SDJUMP7272

72" table to 72" table.

JHDES Hardwire Power Entry System

Hardwire Power Feed is UL and C-UL Listed. It's 8-wire, 4-circuit, and has 64 amps/120 volt capability. Composed of steel core with durable PVC jacket. Provides complete protection against liquid and moisture vapor. Requires installation by licensed electrician. Use one per row of tables.

ADVANCED COMPUTER TABLES

HOW TO ORDER
POWER AND DATA::SMARTDECK

Ideal for  Learning and  Meeting Solutions.

1 CHOOSE YOUR TABLE SIZE**36" Wide**

35SD21 and 35SD21MT

66" Wide

35SD27 and 35SD27MT

72" Wide

35SD25 and 35SD25MT

**2 CHOOSE SOFTWARED
OR HARDWIRED POWER****Softwired**

ECF6 6-Outlet Power Strip plugs into any wall outlet.

Hardwired

Complete Steps 3 through 6.

**3 ORDER HARDWIRE POWER
HARNESS KIT****SDPHKIT**

Table power harness with divider panel. Order one power harness for every table.

4 ORDER HARDWIRE OUTLETS**Duplex**

Two electrical outlets.

**5 ORDER HARDWIRE
JUMPER KITS**

Hardwire jumper kits are specific to the table sizes being connected together. Each kit includes a power jumper cable, tabletop ganging plate, and cord bin bridge.

SDJUMP3636 36" W table to 36" W table

SDJUMP3666 36" W table to 66" W table

SDJUMP3672 36" W table to 72" W table

SDJUMP6666 66" W table to 66" W table

SDJUMP6672 66" W table to 72" W table

SDJUMP7272 72" W table to 72" W table

**6 ORDER HARDWIRE
POWER INFEEED****JHDES**

Power infeed cable with 8-wire, 4-circuit, 64 amps/120 volt capability. Installation is required by a licensed electrician.

ADVANCED COMPUTER TABLES

MULTIPLE STUDENT WORK CENTER:: CONNECTIONS & QUATTRO

Ideal for  Learning and  Meeting Solutions.

Our Connections and Quattro Advanced Computer Centers are height-adjustable, feature roomy work surfaces, and were designed to support technology. Rear cutout and cord management bin keeps cords neatly tucked away. Some tables are ADA Compliant.

All are eligible for the Basics Color Program.

★ Built to accommodate the collaboration of a variety of users in classrooms, computer labs, and other shared environments.



3508, 3548 Connections Instruction Center

Tables feature height-adjustable, large work surfaces that easily hold up to three computer systems. Available in 80" or 96" overall widths. A 4" x 10" cutout on the back of the table allows cords to feed through to the cord management bin. Cord cutout also allows for use of power poles.



QWTTTR Quattro Trapezoid Table

Quattro Trapezoid Tables are height-adjustable from 24"-32" H and are available in 80" and 96" widths to fit three computer systems. Features a 3/4" x 3" rear cord cutout and cord management bin. Shelf not included, sold separately.

3579, 3589 Connections Instruction Center With Shelf

Includes a top shelf that is independently height-adjustable from 16" to 26". Laminated tops include cord cutout for cord management. Top shelf must be ordered with the table and cannot be added at a later date.

QWTSHLF Top Shelf For Quattro Trapezoid Table

Optional top shelf for the Quattro Trapezoid Tables. Shelf is height-adjustable from 16"-20" above the work surface and includes a cord cutout.



Grey Mist/Quartz
(-GMQ)



Grey Mist/Cardinal
(-GMC)



Grey Mist/Topaz
(-GMT)



Grey Mist/Polo
(-GML)



Cherry/Black
(-CY)

See page 190 for information on the Basics Color Program.

See pages 192-195 for special order colors. Additional costs and longer lead times may apply.

Model #	W x D x H	User Width	Wt	Top Shelf	ADA Compliant
• 3548	80" x 34 1/2" x 20-32"	40"	132 lbs	-	N
• 3508	96" x 41 1/4" x 20-32"	48"	164 lbs	-	N
• 3589	80" x 34 1/2" x 20-32"	40"	178 lbs	57 3/4" x 18 3/4" x 16-26"	N
• 3579	96" x 41 1/4" x 20-32"	48"	228 lbs	68 1/2" x 23 1/2" x 16-26"	N
• QWTTTR80	80" x 40" x 24-32"	40"	149 lbs	-	Y
• QWTTTR96	96" x 50" x 24-32"	49 1/2"	195 lbs	-	Y
• QWTSHLF80	-	-	55 lbs	46 1/8" x 24" x 16-20"	-
• QWTSHLF96	-	-	60 lbs	48 3/4" x 26" x 16-20"	-



ADVANCED COMPUTER TABLES

SECURE CABLE MANAGEMENT:: QUATTRO VOLTEA

Ideal for  Learning and  Meeting Solutions.

Our Quattro Voltea Tables feature a flip-up door that provides easy access to the cord management bin. Doors can be key-locked for security. The work surface is height-adjustable from 24"-32" for children or adults and meets ADA requirements. Optional QWTCPU and QWTMTC CPU Tower Holders mount under the work surface.

★ *With easy access to cords that can also be secured, you can focus on the discussion in classrooms and computer labs.*



ADVANCED COMPUTER TABLES

SECURE CABLE MANAGEMENT:: QUATTRO VOLTEA

Ideal for  Learning and  Meeting Solutions.



Model #	W x D x H	Wt	Grommet Cutout	ADA Compliant
• QFT2430	30" x 24" x 24-32"	59 lbs	1	Y
• QFT3030	30" x 30" x 24-32"	67 lbs	1	Y
• QFT3630	30" x 36" x 24-32"	76 lbs	1	Y
• QFT2436	36" x 24" x 24-32"	65 lbs	1	Y
• QFT3036	36" x 30" x 24-32"	73 lbs	1	Y
• QFT3636	36" x 36" x 24-32"	82 lbs	1	Y
• QFT2442	42" x 24" x 24-32"	71 lbs	1	Y
• QFT3042	42" x 30" x 24-32"	81 lbs	1	Y
• QFT3642	42" x 36" x 24-32"	91 lbs	1	Y

Model #	W x D x H	Wt	Grommet Cutouts	ADA Compliant
• QFT2448	48" x 24" x 24-32"	81 lbs	2	Y
• QFT3048	48" x 30" x 24-32"	92 lbs	2	Y
• QFT3648	48" x 36" x 24-32"	101 lbs	2	Y
• QFT2460	60" x 24" x 24-32"	92 lbs	2	Y
• QFT3060	60" x 30" x 24-32"	105 lbs	2	Y
• QFT3660	60" x 36" x 24-32"	116 lbs	2	Y
• QFT2472	72" x 24" x 24-32"	105 lbs	2	Y
• QFT3072	72" x 30" x 24-32"	121 lbs	2	Y
• QFT3672	72" x 36" x 24-32"	130 lbs	2	Y
• QFT2484	84" x 24" x 24-32"	118 lbs	3	Y
• QFT3084	84" x 30" x 24-32"	137 lbs	3	Y
• QFT3684	84" x 36" x 24-32"	147 lbs	3	Y



Grey Mist/Quartz
(-GMQ)



Grey Mist/Cardinal
(-GMC)



Grey Mist/Topaz
(-GMT)



Grey Mist/Polo
(-GML)



Cherry/Black
(-CY)



See page 190 for information on the Basics Color Program.

See pages 192-195 for special order colors. Additional costs and longer lead times may apply.



ADVANCED COMPUTER TABLES

SPLIT LEVEL WORK SURFACE::
CONNECTIONS FLAT PANEL

Ideal for  Learning and  Meeting Solutions.

Our Flat Panel Work Centers are designed to use flat panel computer monitors in a recessed position, giving users a clearer sight line to the front of the room. All tables feature laminate work surfaces, a CPU holder (two on the 72" table) and cord management bins that double as modesty panels. The monitor surface is adjustable from 23"-31" and the keyboard surface adjusts from 24"-32", both in 1" increments. Each table includes two security loops for use with microslot security cables.

★ Adjustable surface meets the needs of users in classrooms and libraries.



Model #	W x D x H	Wt	ADA Compliant	CPU Holder
• 35FS69	36" x 24" x 23-32"	79 lbs	N	6 1/2" - 11 1/2" W
• 35FS21	36" x 30" x 23-32"	87 lbs	N	6 1/2" - 11 1/2" W
• 35FS65	72" x 24" x 23-32"	155 lbs	N	6 1/2" - 11 1/2" W
• 35FS67	72" x 30" x 23-32"	168 lbs	N	6 1/2" - 11 1/2" W
• 35FS69MT	36" x 24" x 23-32"	79 lbs	N	3 1/2" - 5 3/4" W
• 35FS21MT	36" x 30" x 23-32"	87 lbs	N	3 1/2" - 5 3/4" W
• 35FS65MT	72" x 24" x 23-32"	155 lbs	N	3 1/2" - 5 3/4" W
• 35FS67MT	72" x 30" x 23-32"	168 lbs	N	3 1/2" - 5 3/4" W



Grey Mist/Quartz
(-GMQ)



Grey Mist/Cardinal
(-GMC)



Grey Mist/Polo
(-GML)



Grey Mist/Topaz
(-GMT)



See page 190 for information on the Basics Color Program.

See pages 192-195 for special order colors. Additional costs and longer lead times may apply.

QUATTRO COMPUTER ACCESSORIES



• QWTCPU Quattro Adjustable CPU Tower Holder

Tower mounts to the underside of Rectangle Quattro Computer Tables or Quattro Voltea Tables with screws. The holder is 20^{3/8"} tall and is adjustable from 6^{1/2"}-11^{1/2"} W to accommodate various CPU sizes. Available in Black or Grey Mist.



• CT3CP Caster Pack

The 3" twin wheel plastic threaded stem caster pack includes four casters (two locking). Threaded stem measures 3/8". Adds 3^{1/4"} H to work surface. May be used to replace standard Quattro adjustable glides. Not for use with Trapezoid Quattro Tables.



ECF6 6-Outlet Power Strip

Six-outlet electrical unit attaches to pre-drilled holes on Bretford computer and multimedia tables. Features a 20' power cord with 3-wire grounded cord, overload protection, and on/off switch.



• QWTMTC Slim CPU Holder

Adjustable from 3^{1/2"} to 5^{3/4"} W for slim CPU towers. For use with Quattro Computer or Quattro Voltea Tables.

STAY CONNECTED EVEN IN A MEETING

BRETFORD CONFERENCE TABLES CAN BE ENABLED
WITH POWER AND DATA
TO GIVE YOU ACCESS TO THE WORLD.



Bring along your computer and stay connected to the web. Tables are built to be **simple, clean, sturdy** and to withstand daily wear and tear. Offered in **72"-120"**, they **seat up to 10 people** to maximize working space. Bretford Conference Tables work with technology so you're never out of touch. Even at a meeting.



CONFERENCE TABLES

RECTANGLE

Ideal for  Meeting Solutions.

Our Conference Tables come in Rectangle or Racetrack shapes in several different sizes, with the largest table seating up to ten people.

Tabletops are available in Wild Cherry or Grey Nebula laminate with a vinyl T-molded edge. A built-in stiffener keeps the tabletop from bowing. Tabletop grommet holes and oval cutouts on each leg allow cord access to the floor. Two leveling glides located inside each foot channel are adjustable from the top to level the table on uneven floors. Includes two grommet holes, which can be equipped with an optional Power Dome power or data unit.

★ *Enough room to fit everyone's ideas in board or meeting rooms.*



Rectangle Conference Table

Tables come in several different lengths and 36" or 42" D.

Model #	L x D x H	Wt	ADA Compliant
• REC3672	72" x 36" x 29"	124 lbs	Y
• REC3696	96" x 36" x 29"	150 lbs	Y
• REC3620*	120" x 36" x 29"	195 lbs	Y
• REC4272	72" x 42" x 29"	136 lbs	Y
• REC4296	96" x 42" x 29"	161 lbs	Y
• REC4220*	120" x 42" x 29"	208 lbs	Y

* Indicates top in two pieces



CONFERENCE TABLES

RACETRACK

Ideal for  Meeting Solutions.



Racetrack Conference Table

Tables are available in several different lengths and 36" or 42" D.

Model #	L x D x H	Wt	ADA Compliant
• RAE3672	72" x 36" x 29"	124 lbs	Y
• RAE3696	96" x 36" x 29"	150 lbs	Y
• RAE3620*	120" x 36" x 29"	195 lbs	Y
• RAE4272	72" x 42" x 29"	136 lbs	Y
• RAE4296	96" x 42" x 29"	161 lbs	Y
• RAE4220*	120" x 42" x 29"	208 lbs	Y

* Indicates top in two pieces



• RDOME22 Power Dome With Two Electrical and Two Data Outlets

Includes two electrical and two RJ-45 data outlets. The domes mount through the grommet hole and cords travel through the base, to the floor. The electrical unit comes with a 6' power cord. Wiring for the data jack is sold separately. Dome stands 1^{3/4}" above the tabletop. Black finish only.

• RDOME40 Power Dome With Four Electrical Outlets

Each dome supplies power to four computers. Mounts to tabletop through the grommet hole and cords travel through the base, to the floor. Includes two 6' power cords. Dome stands 1^{3/4}" above the tabletop. Black finish only.

See pages 192–195 for special order colors. Additional costs and longer lead times may apply.


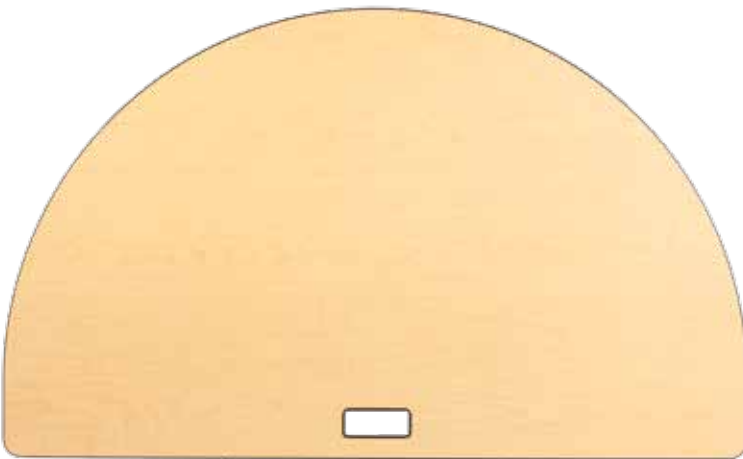



Grey Nebula/Raven
(-NB)



Cherry/Raven
(-CY)





WHAT CAN YOU MAKE OF IT?

BRETFORD MEETING TABLES ARE
OFFERED IN MULTIPLE SHAPES TO
CREATE THE IDEAL COLLABORATIVE ENVIRONMENT.

Tables come in Rectangle, Trapezoid, Quarter Round or Half Round. They group together so you can **configure and reconfigure arrangements that work**. And when you need to store your tables, they **fold flat to take up minimal space**. Bretford gives you reliable solutions that let you work how you want.

MEETING TABLES

FOLDING

Ideal for  Learning and  Meeting Solutions.

Our CR Series Folding Tables come in Half Round, Quarter Round, Rectangle, and Trapezoid shapes. Tables fold flat to 4 1/2" for storage.

They include a built-in grip handle for easy transporting. Two ganging clips connect tables together and keep configurations secure. The CR4500 Series Rectangle Seminar Tables feature slim 18" depth and 14-gauge black bases with standard laminate surfaces. These tables fold flat for storage, and are not for use with CR8501, CR8505 or CR8506 tables.

★ Designed to encourage teamwork when in use, and to fold and store easily in office and meeting areas.



+ FPP72 K-Base Flat Panel Display Cart, page 47; LECT3 Floor Lectern With Shelf, page 184

Model #	W x D x H	Knee Depth	Wt	Folded Flat	Distance Between Legs	ADA Compliant
• CR8500	53 1/2" x 27" x 29"	17 3/4"	88 lbs	4 1/2"D	47"	N
• CR8502	72" x 27" x 29"	13 1/2"	102 lbs	4 1/2"D	47"	N
• CR8505	54" x 28" x 29"	19 1/4"	79 lbs	4 1/2"D	45"	Y
• CR8506	63" x 27" x 29"	22 7/16"	85 lbs	4 1/2"D	45"	Y
• CR8501	57 1/2" x 23 1/4" x 29"	14"	76 lbs	4 1/2"D	51 1/2"	N
• CR4500	60" x 18" x 29"	12 1/4"	76 lbs	4 1/2"D	47"	N
• CR4502	72" x 18" x 29"	12 1/4"	92 lbs	4 1/2"D	47"	N



Grey Mist/Raven
(-GM)



Cherry/Raven
(-CY)

 See page 190 for information on the Basics Color Program.

See pages 192-195 for special order colors. Additional costs and longer lead times may apply.



MEETING TABLES

FOLDING

Ideal for  Learning and  Meeting Solutions.



CR8500 Folding Rectangle Table

Features a slim table base design, allowing for ample leg room. Accommodates two people.



CR8502 Folding Rectangle Table

The 72" W tables have a center modesty panel and seat up to six people, three on each side.



CR8501 Folding Trapezoid Table

Six CR8501 tables can create a large circle or U-shape when configured together with CR8500 or CR8502 Rectangle Tables. Accommodates two people.



CR8505 Folding Half Round Table

Accommodates one or two people. When configured with CR8500 or CR8502 tables, can create a conference table setting.



CR8506 Folding Quarter Round Table

Four CR8506 tables can be grouped together to create a round cluster, or they can be configured with CR8500 or CR8502 tables to create a U-shaped arrangement.



CR4500 Folding Rectangle Seminar Table

The 60" tables feature 18" depth and accommodate two people. Slim profile is ideal when additional seating is required. Not for use with CR8501, CR8505, or CR8506.




CR4502 Folding Rectangle Seminar Table

The 72" tables accommodate up to three people. The 18" D work surface is ideal for use in seminars. Not for use with CR8501, CR8505, or CR8506.

MEETING TABLES

FOLDING WITH CABLE MANAGEMENT

Best suited for  Learning and  Meeting Solutions.

The KR Series Tables feature grommet holes and cord management channels for technology-driven applications. The cord management bin also doubles as a modesty panel. Tables are available in a variety of shapes and sizes for configuring various set-ups. Two ganging clips are included for connecting tables. Tables can be equipped with optional power and data access.

★ *With cables controlled, people can better work together in conference rooms and classrooms.*



+ A2642NS AV Notebook Cart, page 34

Model #	W x D x H	Wt	Distance Between Legs	Folded Flat	Knee Depth	ADA Compliant	Grommet Cutout
• KR1848	48" x 18" x 29"	60 lbs	36 ¹ / ₂ "	4 ¹ / ₂ "D	12 ³ / ₈ "	N	2
• KR1860	60" x 18" x 29"	76 lbs	48 ¹ / ₂ "	4 ¹ / ₂ "D	12 ³ / ₈ "	N	2
• KR1872	72" x 18" x 29"	92 lbs	60 ¹ / ₂ "	4 ¹ / ₂ "D	12 ³ / ₈ "	N	2
• KR2448	48" x 24" x 29"	78 lbs	36 ¹ / ₂ "	4 ¹ / ₂ "D	17 ¹ / ₂ "	N	2
• KR2460	60" x 24" x 29"	85 lbs	48 ¹ / ₂ "	4 ¹ / ₂ "D	17 ¹ / ₂ "	N	2
• KR2472	72" x 24" x 29"	95 lbs	60 ¹ / ₂ "	4 ¹ / ₂ "D	17 ¹ / ₂ "	N	2
• KR3048	48" x 30" x 29"	84 lbs	36 ¹ / ₂ "	4 ¹ / ₂ "D	20 ¹ / ₂ "	Y	2
• KR3060	60" x 30" x 29"	92 lbs	48 ¹ / ₂ "	4 ¹ / ₂ "D	20 ¹ / ₂ "	Y	2
• KR3072	72" x 30" x 29"	98 lbs	60 ¹ / ₂ "	4 ¹ / ₂ "D	20 ¹ / ₂ "	Y	2

Model #	W x D x H	Wt	Distance Between Legs	Folded Flat	Knee Depth	ADA Compliant	Grommet Cutout
• KTRP24	56 ¹ / ₂ " x 20 ³ / ₄ " x 29"	74 lbs	48 ¹ / ₂ "	4 ¹ / ₂ "D	13 ⁷ / ₈ "	N	1
• KTRP30	59 ¹ / ₂ " x 26" x 29"	80 lbs	48 ¹ / ₂ "	4 ¹ / ₂ "D	16 ¹ / ₁₆ "	N	1
• KHAF24	48" x 29" x 29"	77 lbs	32 ⁷ / ₈ "	4 ¹ / ₂ "D	22 ¹ / ₂ "	Y	1
• KHAF30	60" x 35" x 29"	83 lbs	32 ⁷ / ₈ "	4 ¹ / ₂ "D	28 ¹ / ₂ "	Y	1



Maple/Raven
(-RNMP)



Mahogany/Raven
(-RNRM)



Grey Nebula/Raven
(-RNNB)



See page 190 for information on the Basics Color Program.

See pages 192-195 for special order colors. Additional costs and longer lead times may apply.

MEETING TABLES

FOLDING WITH CABLE MANAGEMENT

Ideal for  Learning and  Meeting Solutions.



KR3048, KR3060, KR3072

Tables are 30" deep for added space and ideal for training and conference room settings. Easily combine with Trapezoid or Half Round Tables.



KR2448, KR2460, KR2472

Tables are 24" deep for smaller rooms. Easily combine with Trapezoid or Half Round Tables.



KR1848, KR1860, KR1872

Thin 18" deep tables are ideal for seminars and lectures. Good for configurations that require more seating.



KTRP24, KTRP30

Creates angles or a U-shape when combined with 24" and 30" deep training tables. When six are used, creates hexagonal configuration.



KHAF24, KHAF30

Add one on each end of 24" or 30" deep training table to build a modular conference table. Use two back to back in a meeting area.

ACCESSORIES



TDCART Table Dolly Cart

Carts have a carpeted platform to prevent scratching. Inclined platform holds up to six CR or KR series tables. Heavy-duty, ball-bearing casters allow for one person to transport the cart. The steel frame and handle are finished in Black only.



ECF6 6-Outlet Power Strip

Six-outlet electrical unit attaches to pre-drilled holes on Bretford computer and multimedia tables. Features a 20' power cord with 3-wire grounded cord, overload protection, and on/off switch.

ONE TABLE ENDLESS OPPORTUNITIES

A BRETTFORD ACTIVITY TABLE IS DESIGNED TO WORK FOR MULTIPLE APPLICATIONS AND FOR A VARIETY OF USERS.

They're height adjustable from **24"-32"** to comfortably seat adults and children. And they come in three shapes, **Square**, **Rectangle**, and **Round**, to fit in different spaces. Push them together or mix and match to create the ideal set-up for collaboration.





ACTIVITY TABLES

RECTANGLE

Ideal for  Learning and  Meeting Solutions.

Our Quattro Rectangle Activity Tables are height-adjustable from 24"–32" and come in various sizes to seat one to six users. The 4-leg design allows for easy access to the table from either side. Tables feature steel skirt around the edges of the work surface and a reinforced leg design. Tables are GREENGUARD Certified for Children and Schools and are designed to meet or exceed ANSI/BIFMA standards and ADA requirements.

★ Height-adjustable so children and adults can work together in classrooms and labs.



Quattro Student Activity Desks

Double-sided tables feature built-in book bag hooks (four total per table) to keep backpacks off the floor. Glides or two 3" twin-wheel casters on one side and two glides on the other allow for easy room reconfiguration. Available in 42" W for two users, 60" and 72" W for four users, and 84" W for six users.

Model #	W x D x H	Seats	Wt	Glides or Casters	ADA Compliant
• CDQ3642	42" x 36" x 24-32"	2	89 lbs	Glides	Y
• CDQ3642CT	42" x 36" x 24-32"	2	91 lbs	Casters/Glides	Y
• CDQ3660	60" x 36" x 24-32"	4	113 lbs	Glides	Y
• CDQ3660CT	60" x 36" x 24-32"	4	115 lbs	Casters/Glides	Y
• CDQ3672	72" x 36" x 24-32"	4	129 lbs	Glides	Y
• CDQ3672CT	72" x 36" x 24-32"	4	131 lbs	Casters/Glides	Y
• CDQ3684	84" x 36" x 24-32"	6	145 lbs	Glides	Y
• CDQ3684CT	84" x 36" x 24-32"	6	147 lbs	Casters/Glides	Y

See pages 192–195 for special order colors.
Additional costs and longer lead times may apply.



Grey Mist/Quartz
(-GMQ)



Grey Mist/Black
(-GMB)



Cherry/Black
(-CY)

ACTIVITY TABLES

RECTANGLE

Ideal for  Learning and  Meeting Solutions.



Quattro Work and Activity Tables

Multi-purpose tables have open ends to allow seating on all sides. Available in several widths, 24", 30" or 36" deep. Ideal for classroom or library activities.



Model #	W x D x H	Seats	Wt	Glides or Casters	ADA Compliant
QWT2436	36" x 24" x 24-32"	1	57 lbs	Glides	Y
QWT3036	36" x 30" x 24-32"	1	65 lbs	Glides	Y
QWT2442	42" x 24" x 24-32"	1	62 lbs	Glides	Y
QWT3042	42" x 30" x 24-32"	1	72 lbs	Glides	Y
QWT3642	42" x 36" x 24-32"	2	86 lbs	Glides	Y
QWT2448	48" x 24" x 24-32"	2	68 lbs	Glides	Y
QWT3048	48" x 30" x 24-32"	2	79 lbs	Glides	Y
QWT3648	48" x 36" x 24-32"	4	94 lbs	Glides	Y
QWT2460	60" x 24" x 24-32"	2	79 lbs	Glides	Y
QWT3060	60" x 30" x 24-32"	2	92 lbs	Glides	Y
QWT3660	60" x 36" x 24-32"	4	110 lbs	Glides	Y
QWT2472	72" x 24" x 24-32"	2	89 lbs	Glides	Y
QWT3072	72" x 30" x 24-32"	2	105 lbs	Glides	Y
QWT3672	72" x 36" x 24-32"	4	126 lbs	Glides	Y
QWT2484	84" x 24" x 24-32"	3	100 lbs	Glides	Y
QWT3084	84" x 30" x 24-32"	3	119 lbs	Glides	Y
QWT3684	84" x 36" x 24-32"	6	142 lbs	Glides	Y


QBBL and QBBR - Quattro Book Bin Left Hand and Right Hand

The Book Bin attaches to the side of the Rectangle Quattro Work and Activity Tables to hold books and supplies. Includes cutout near the top outside of the bin to hold a backpack. Attaches under either side of any 36"-84" table. The 72" and 84" tables can accommodate two Book Bins. Bins are left or right-specific for use on QWT Series Rectangle Tables only.


Model #	W x D x H	Left or Right
QBBL	8" x 14 ^{3/4} " x 17 ^{1/2} "	Left
QBBR	8" x 14 ^{3/4} " x 17 ^{1/2} "	Right

CT3CP Caster Pack

The 3" twin wheel plastic threaded stem caster pack includes four casters (two locking). Threaded stem measures 3/8". Adds 3^{1/4}" H to work surface. May be used to replace standard Quattro adjustable glides. Not for use with Trapezoid Quattro Tables.



Grey Mist/Quartz (-GMQ)



Grey Mist/Cardinal (-GMC)



Grey Mist/Polo (-GML)



Grey Mist/Topaz (-GMT)



Cherry/Black (-CY)

See pages 192-195 for special order colors. Additional costs and longer lead times may apply.

ACTIVITY TABLES

ROUND

Ideal for  Learning and  Meeting Solutions.

Our Quattro Round Activity Tables are height-adjustable from 24"-32" and are available in multiple sizes for various users. Tables feature steel skirt around the edges of the work surface and a reinforced leg design. Tables are GREENGUARD Certified for Children and Schools and are designed to meet or exceed ANSI/BIFMA standards and ADA requirements.

★ *Fit more people around for group discussions and projects in classrooms and libraries.*



Quattro Round Work and Activity Tables

Available in 42", 48", and 60" diameters.

Model #	Diameter	Height	Wt	Glides or Casters	ADA Compliant
• QWT42DIA	42"	24"-32"	90 lbs	Glides	Y
• QWT48DIA	48"	24"-32"	108 lbs	Glides	Y
• QWT60DIA	60"	24"-32"	148 lbs	Glides	Y

CT3CP Caster Pack

The 3" twin wheel plastic threaded stem caster pack includes four casters (two locking). Threaded stem measures 3/8". Adds 3 1/4" H to work surface. May be used to replace standard Quattro adjustable glides. Not for use with Trapezoid Quattro Tables.



ACTIVITY TABLES

SQUARE

Ideal for  Learning and  Meeting Solutions.

Height-adjustable from 24"-32", our Quattro Square Activity Tables are designed to fit multiple users. Tables feature steel skirt around the edges of the work surface and a reinforced leg design. Tables are GREENGUARD Certified for Children and Schools and are designed to meet or exceed ANSI/BIFMA standards and ADA requirements.

★ Great for teamwork in any learning environment.



Grey Mist/Quartz
(-GMQ)



Grey Mist/Cardinal
(-GMC)



Grey Mist/Polo
(-GML)



Grey Mist/Topaz
(-GMT)



Cherry/Black
(-CY)

See pages 192-195 for special order colors. Additional costs and longer lead times may apply.

CT3CP Caster Pack

The 3" twin wheel plastic threaded stem caster pack includes four casters (two locking). Threaded stem measures 3/8". Adds 3 1/4" H to work surface. May be used to replace standard Quattro adjustable glides. Not for use with Trapezoid Quattro Tables.

Quattro Square Work and Activity Tables

Available in 36", 42", 48", and 60" square.

Model #	W x D x H	Wt	Glides or Casters	ADA Compliant
• QWT3636	36" x 36" x 24-32"	78 lbs	Glides	Y
• QWT4242	42" x 42" x 24-32"	93 lbs	Glides	Y
• QWT4848	48" x 48" x 24-32"	115 lbs	Glides	Y
• QWT6060	60" x 60" x 24-32"	160 lbs	Glides	Y

TABLES

ANALYSIS CHARTS

You can use the following charts to view our range of products and to compare their features and benefits.



CENTER LEG TABLE::CONNECTIONS

Model #	W x D x H	Wt	Glides or Casters	ADA Compliant	Grommet Hole(s)
• 3511	65" x 42" x 24-32"	94 lbs	Glides	N	1
• 3576	30" x 30" x 24-32"	56 lbs	Glides	N	1
• 3577	30" x 30" x 24-32"	62 lbs	Casters	N	1
• 3569	36" x 24" x 24-32"	65 lbs	Glides	N	1
• 3521	36" x 30" x 24-32"	64 lbs	Glides	N	1
• 3520	36" x 24" x 24-32"	71 lbs	Casters	N	1
• 3517	36" x 30" x 24-32"	67 lbs	Casters	N	1
• 3515	42" x 30" x 24-32"	86 lbs	Glides	N	1
• 3514	42" x 30" x 24-32"	90 lbs	Casters	N	1
• 3570	48" x 24" x 24-32"	84 lbs	Glides	N	2
• 3523	48" x 30" x 24-32"	82 lbs	Glides	N	2
• 3522	48" x 24" x 24-32"	80 lbs	Casters	N	2
• 3518	48" x 30" x 24-32"	86 lbs	Casters	N	2
• 3561	60" x 24" x 24-32"	81 lbs	Glides	N	2
• 3524	60" x 30" x 24-32"	106 lbs	Glides	N	2
• 3560	60" x 24" x 24-32"	84 lbs	Casters	N	2
• 3519	60" x 30" x 24-32"	110 lbs	Casters	N	2
• 3565	72" x 24" x 24-32"	111 lbs	Glides	N	2
• 3525	72" x 30" x 24-32"	120 lbs	Glides	N	2
• 3564	72" x 24" x 24-32"	107 lbs	Casters	N	2
• 3526	72" x 30" x 24-32"	114 lbs	Casters	N	2



CENTER LEG TABLE::CONNECTIONS

Model #	W x D x H	Wt	Glides or Casters	ADA Compliant	Grommet Hole(s)	CPU Holder
• 35XTC21	36" x 30" x 24-32"	72 lbs	Glides	N	1	6 1/2" - 11 1/2" W
• 35XTC17	36" x 30" x 24-32"	74 lbs	Casters	N	1	6 1/2" - 11 1/2" W
• 35XTC15	42" x 30" x 24-32"	94 lbs	Glides	Y	1	6 1/2" - 11 1/2" W
• 35XTC14	42" x 30" x 24-32"	98 lbs	Casters	Y	1	6 1/2" - 11 1/2" W
• 35XTC23	48" x 30" x 24-32"	95 lbs	Glides	Y	2	6 1/2" - 11 1/2" W
• 35XTC18	48" x 30" x 24-32"	98 lbs	Casters	Y	2	6 1/2" - 11 1/2" W
• 35XTC25	72" x 30" x 24-32"	128 lbs	Glides	Y	2	6 1/2" - 11 1/2" W
• 35XTC26	72" x 30" x 24-32"	130 lbs	Casters	Y	2	6 1/2" - 11 1/2" W
• 35XTC21MT	36" x 30" x 24-32"	72 lbs	Glides	N	1	3 1/2" - 5 3/4" W
• 35XTC17MT	36" x 30" x 24-32"	74 lbs	Casters	N	1	3 1/2" - 5 3/4" W
• 35XTC15MT	42" x 30" x 24-32"	94 lbs	Glides	Y	1	3 1/2" - 5 3/4" W
• 35XTC14MT	42" x 30" x 24-32"	98 lbs	Casters	Y	1	3 1/2" - 5 3/4" W
• 35XTC23MT	48" x 30" x 24-32"	95 lbs	Glides	Y	2	3 1/2" - 5 3/4" W
• 35XTC18MT	48" x 30" x 24-32"	98 lbs	Casters	Y	2	3 1/2" - 5 3/4" W
• 35XTC25MT	72" x 30" x 24-32"	128 lbs	Glides	Y	2	3 1/2" - 5 3/4" W
• 35XTC26MT	72" x 30" x 24-32"	130 lbs	Casters	Y	2	3 1/2" - 5 3/4" W



4-LEG TABLE::QUATTRO

Model #	W x D x H	Wt	Glides or Casters	ADA Compliant	Grommet Hole(s)
• QWTCP2436	36" x 24" x 24-32"	65 lbs	Glides	Y	1
• QWTCP3036	36" x 30" x 24-32"	73 lbs	Glides	Y	1
• QWTCP2442	42" x 24" x 24-32"	71 lbs	Glides	Y	1
• QWTCP3042	42" x 30" x 24-32"	81 lbs	Glides	Y	1
• QWTCP2448	48" x 24" x 24-32"	78 lbs	Glides	Y	2
• QWTCP3048	48" x 30" x 24-32"	89 lbs	Glides	Y	2
• QWTCP2460	60" x 24" x 24-32"	92 lbs	Glides	Y	2
• QWTCP3060	60" x 30" x 24-32"	105 lbs	Glides	Y	2
• QWTCP2472	72" x 24" x 24-32"	111 lbs	Glides	Y	2
• QWTCP3072	72" x 30" x 24-32"	121 lbs	Glides	Y	2
• QWTCP2484	84" x 24" x 24-32"	116 lbs	Glides	Y	3
• QWTCP3084	84" x 30" x 24-32"	135 lbs	Glides	Y	3

ANALYSIS CHARTS



FLAT PANEL MULTI-PURPOSE::SMARTDECK

Model #	W x D x H	Wt	Workstation	ADA Compliant	CPU Holder
• 35SD21	36" x 24" x 24-32"	122 lbs	Single	N	6"-11 1/2" W
• 35SD27	66" x 24" x 24-32"	195 lbs	Double	N	6"-11 1/2" W
• 35SD25	72" x 24" x 24-32"	202 lbs	Double	N	6"-11 1/2" W
• 35SD21MT	36" x 24" x 24-32"	122 lbs	Single	N	3 1/2"-5 3/4" W
• 35SD27MT	66" x 24" x 24-32"	195 lbs	Double	N	3 1/2"-5 3/4" W
• 35SD25MT	72" x 24" x 24-32"	202 lbs	Double	N	3 1/2"-5 3/4" W



MULTIPLE STUDENT WORK CENTER::CONNECTIONS AND QUATTRO

Model #	W x D x H	User Width	Wt	Top Shelf	ADA Compliant
• 3548	80" x 34 1/2" x 20-32"	40"	132 lbs	-	N
• 3508	96" x 41 1/4" x 20-32"	48"	164 lbs	-	N
• 3589	80" x 34 1/2" x 20-32"	40"	178 lbs	57 3/4" x 18 3/4" x 16-26"	N
• 3579	96" x 41 1/4" x 20-32"	48"	228 lbs	68 1/2" x 23 1/2" x 16-26"	N
• QWTR80	80" x 40" x 24-32"	40"	149 lbs	-	Y
• QWTR96	96" x 50" x 24-32"	49 1/2"	195 lbs	-	Y
• QWTSHLF80	-	-	55 lbs	46 1/8" x 24" x 16-20"	-
• QWTSHLF96	-	-	60 lbs	48 3/4" x 26" x 16-20"	-



SECURE CABLE MANAGEMENT::QUATTRO VOLTEA

Model #	W x D x H	Wt	Grommet Cutout	ADA Compliant
• QFT2430	30" x 24" x 24-32"	59 lbs	1	Y
• QFT3030	30" x 30" x 24-32"	67 lbs	1	Y
• QFT3630	30" x 36" x 24-32"	76 lbs	1	Y
• QFT2436	36" x 24" x 24-32"	65 lbs	1	Y
• QFT3036	36" x 30" x 24-32"	73 lbs	1	Y
• QFT3636	36" x 36" x 24-32"	82 lbs	1	Y
• QFT2442	42" x 24" x 24-32"	71 lbs	1	Y
• QFT3042	42" x 30" x 24-32"	81 lbs	1	Y
• QFT3642	42" x 36" x 24-32"	91 lbs	1	Y
• QFT2448	48" x 24" x 24-32"	81 lbs	2	Y
• QFT3048	48" x 30" x 24-32"	92 lbs	2	Y
• QFT3648	48" x 36" x 24-32"	101 lbs	2	Y
• QFT2460	60" x 24" x 24-32"	92 lbs	2	Y
• QFT3060	60" x 30" x 24-32"	105 lbs	2	Y
• QFT3660	60" x 36" x 24-32"	116 lbs	2	Y
• QFT2472	72" x 24" x 24-32"	105 lbs	2	Y
• QFT3072	72" x 30" x 24-32"	121 lbs	2	Y
• QFT3672	72" x 36" x 24-32"	130 lbs	2	Y
• QFT2484	84" x 24" x 24-32"	118 lbs	3	Y
• QFT3084	84" x 30" x 24-32"	137 lbs	3	Y
• QFT3684	84" x 36" x 24-32"	147 lbs	3	Y



SPLIT LEVEL WORK SURFACE::CONNECTIONS FLAT PANEL

Model #	W x D x H	Wt	ADA Compliant	CPU Holder
• 35FS69	36" x 24" x 23-32"	79 lbs	N	6 1/2"-11 1/2" W
• 35FS21	36" x 30" x 23-32"	87 lbs	N	6 1/2"-11 1/2" W
• 35FS65	72" x 24" x 23-32"	155 lbs	N	6 1/2"-11 1/2" W
• 35FS67	72" x 30" x 23-32"	168 lbs	N	6 1/2"-11 1/2" W
• 35FS69MT	36" x 24" x 23-32"	79 lbs	N	3 1/2"-5 3/4" W
• 35FS21MT	36" x 30" x 23-32"	87 lbs	N	3 1/2"-5 3/4" W
• 35FS65MT	72" x 24" x 23-32"	155 lbs	N	3 1/2"-5 3/4" W
• 35FS67MT	72" x 30" x 23-32"	168 lbs	N	3 1/2"-5 3/4" W

TABLES

ANALYSIS CHARTS



RECTANGLE CONFERENCE

Model #	L x D x H	Wt	ADA Compliant
• REC3672	72" x 36" x 29"	124 lbs	Y
• REC3696	96" x 36" x 29"	150 lbs	Y
• REC3620*	120" x 36" x 29"	195 lbs	Y
• REC4272	72" x 42" x 29"	136 lbs	Y
• REC4296	96" x 42" x 29"	161 lbs	Y
• REC4220*	120" x 42" x 29"	208 lbs	Y

* Indicates top in two pieces



RACETRACK CONFERENCE

Model #	L x D x H	Wt	ADA Compliant
• RAE3672	72" x 36" x 29"	124 lbs	Y
• RAE3696	96" x 36" x 29"	150 lbs	Y
• RAE3620*	120" x 36" x 29"	195 lbs	Y
• RAE4272	72" x 42" x 29"	136 lbs	Y
• RAE4296	96" x 42" x 29"	161 lbs	Y
• RAE4220*	120" x 42" x 29"	208 lbs	Y

* Indicates top in two pieces



FOLDING

Model #	W x D x H	Knee Depth	Wt	Folded Flat	Distance Between Legs	ADA Compliant
• CR8500	53 ¹ / ₂ " x 27" x 29"	17 ³ / ₄ "	88 lbs	4 ¹ / ₂ "D	47"	N
• CR8502	72" x 27" x 29"	13 ¹ / ₂ "	102 lbs	4 ¹ / ₂ "D	47"	N
• CR8505	54" x 28" x 29"	19 ¹ / ₄ "	79 lbs	4 ¹ / ₂ "D	45"	Y
• CR8506	63" x 27" x 29"	22 ⁷ / ₁₆ "	85 lbs	4 ¹ / ₂ "D	45"	Y
• CR8501	57 ¹ / ₂ " x 23 ¹ / ₄ " x 29"	14"	76 lbs	4 ¹ / ₂ "D	51 ¹ / ₂ "	N
• CR4500	60" x 18" x 29"	12 ¹ / ₄ "	76 lbs	4 ¹ / ₂ "D	47"	N
• CR4502	72" x 18" x 29"	12 ¹ / ₄ "	92 lbs	4 ¹ / ₂ "D	47"	N



FOLDING WITH CABLE MANAGEMENT

Model #	W x D x H	Wt	Distance Between Legs	Folded Flat	Knee Depth	ADA Compliant	Grommet Cutout
• KR1848	48" x 18" x 29"	60 lbs	36 ¹ / ₂ "	4 ¹ / ₂ "D	12 ³ / ₈ "	N	2
• KR1860	60" x 18" x 29"	76 lbs	48 ¹ / ₂ "	4 ¹ / ₂ "D	12 ³ / ₈ "	N	2
• KR1872	72" x 18" x 29"	92 lbs	60 ¹ / ₂ "	4 ¹ / ₂ "D	12 ³ / ₈ "	N	2
• KR2448	48" x 24" x 29"	78 lbs	36 ¹ / ₂ "	4 ¹ / ₂ "D	17 ¹ / ₂ "	N	2
• KR2460	60" x 24" x 29"	85 lbs	48 ¹ / ₂ "	4 ¹ / ₂ "D	17 ¹ / ₂ "	N	2
• KR2472	72" x 24" x 29"	95 lbs	60 ¹ / ₂ "	4 ¹ / ₂ "D	17 ¹ / ₂ "	N	2
• KR3048	48" x 30" x 29"	84 lbs	36 ¹ / ₂ "	4 ¹ / ₂ "D	20 ¹ / ₂ "	Y	2
• KR3060	60" x 30" x 29"	92 lbs	48 ¹ / ₂ "	4 ¹ / ₂ "D	20 ¹ / ₂ "	Y	2
• KR3072	72" x 30" x 29"	98 lbs	60 ¹ / ₂ "	4 ¹ / ₂ "D	20 ¹ / ₂ "	Y	2
• KTRP24	56 ¹ / ₂ " x 20 ³ / ₄ " x 29"	74 lbs	48 ¹ / ₂ "	4 ¹ / ₂ "D	13 ³ / ₈ "	N	1
• KTRP30	59 ¹ / ₂ " x 26" x 29"	80 lbs	48 ¹ / ₂ "	4 ¹ / ₂ "D	16 ¹¹ / ₁₆ "	N	1
• KHAF24	48" x 29" x 29"	77 lbs	32 ⁷ / ₈ "	4 ¹ / ₂ "D	22 ¹ / ₂ "	Y	1
• KHAF30	60" x 35" x 29"	83 lbs	32 ⁷ / ₈ "	4 ¹ / ₂ "D	28 ¹ / ₂ "	Y	1

ANALYSIS CHARTS



RECTANGLE ACTIVITY

Model #	W x D x H	Seats	Wt	Glides or Casters	ADA Compliant
• CDQ3642	42" x 36" x 24-32"	2	89 lbs	Glides	Y
• CDQ3642CT	42" x 36" x 24-32"	2	91 lbs	Casters/Glides	Y
• CDQ3660	60" x 36" x 24-32"	4	113 lbs	Glides	Y
• CDQ3660CT	60" x 36" x 24-32"	4	115 lbs	Casters/Glides	Y
• CDQ3672	72" x 36" x 24-32"	4	129 lbs	Glides	Y
• CDQ3672CT	72" x 36" x 24-32"	4	131 lbs	Casters/Glides	Y
• CDQ3684	84" x 36" x 24-32"	6	145 lbs	Glides	Y
• CDQ3684CT	84" x 36" x 24-32"	6	147 lbs	Casters/Glides	Y

QUATTRO BOOK BIN

Model #	W x D x H	Left or Right
• QBBL	8" x 14 ³ / ₄ " x 17 ¹ / ₂ "	Left
• QBBR	8" x 14 ³ / ₄ " x 17 ¹ / ₂ "	Right



ROUND ACTIVITY

Model #	Diameter	Height	Wt	Glides or Casters	ADA Compliant
• QWT42DIA	42"	24"-32"	90 lbs	Glides	Y
• QWT48DIA	48"	24"-32"	108 lbs	Glides	Y
• QWT60DIA	60"	24"-32"	148 lbs	Glides	Y



RECTANGLE ACTIVITY

Model #	W x D x H	Seats	Wt	Glides or Casters	ADA Compliant
• QWT2436	36" x 24" x 24-32"	1	57 lbs	Glides	Y
• QWT3036	36" x 30" x 24-32"	1	65 lbs	Glides	Y
• QWT2442	42" x 24" x 24-32"	1	62 lbs	Glides	Y
• QWT3042	42" x 30" x 24-32"	1	72 lbs	Glides	Y
• QWT3642	42" x 36" x 24-32"	2	86 lbs	Glides	Y
• QWT2448	48" x 24" x 24-32"	2	68 lbs	Glides	Y
• QWT3048	48" x 30" x 24-32"	2	79 lbs	Glides	Y
• QWT3648	48" x 36" x 24-32"	4	94 lbs	Glides	Y
• QWT2460	60" x 24" x 24-32"	2	79 lbs	Glides	Y
• QWT3060	60" x 30" x 24-32"	2	92 lbs	Glides	Y
• QWT3660	60" x 36" x 24-32"	4	110 lbs	Glides	Y
• QWT2472	72" x 24" x 24-32"	2	89 lbs	Glides	Y
• QWT3072	72" x 30" x 24-32"	2	105 lbs	Glides	Y
• QWT3672	72" x 36" x 24-32"	4	126 lbs	Glides	Y
• QWT2484	84" x 24" x 24-32"	3	100 lbs	Glides	Y
• QWT3084	84" x 30" x 24-32"	3	119 lbs	Glides	Y
• QWT3684	84" x 36" x 24-32"	6	142 lbs	Glides	Y



SQUARE ACTIVITY

Model #	W x D x H	Wt	Glides or Casters	ADA Compliant
• QWT3636	36" x 36" x 24-32"	78 lbs	Glides	Y
• QWT4242	42" x 42" x 24-32"	93 lbs	Glides	Y
• QWT4848	48" x 48" x 24-32"	115 lbs	Glides	Y
• QWT6060	60" x 60" x 24-32"	160 lbs	Glides	Y

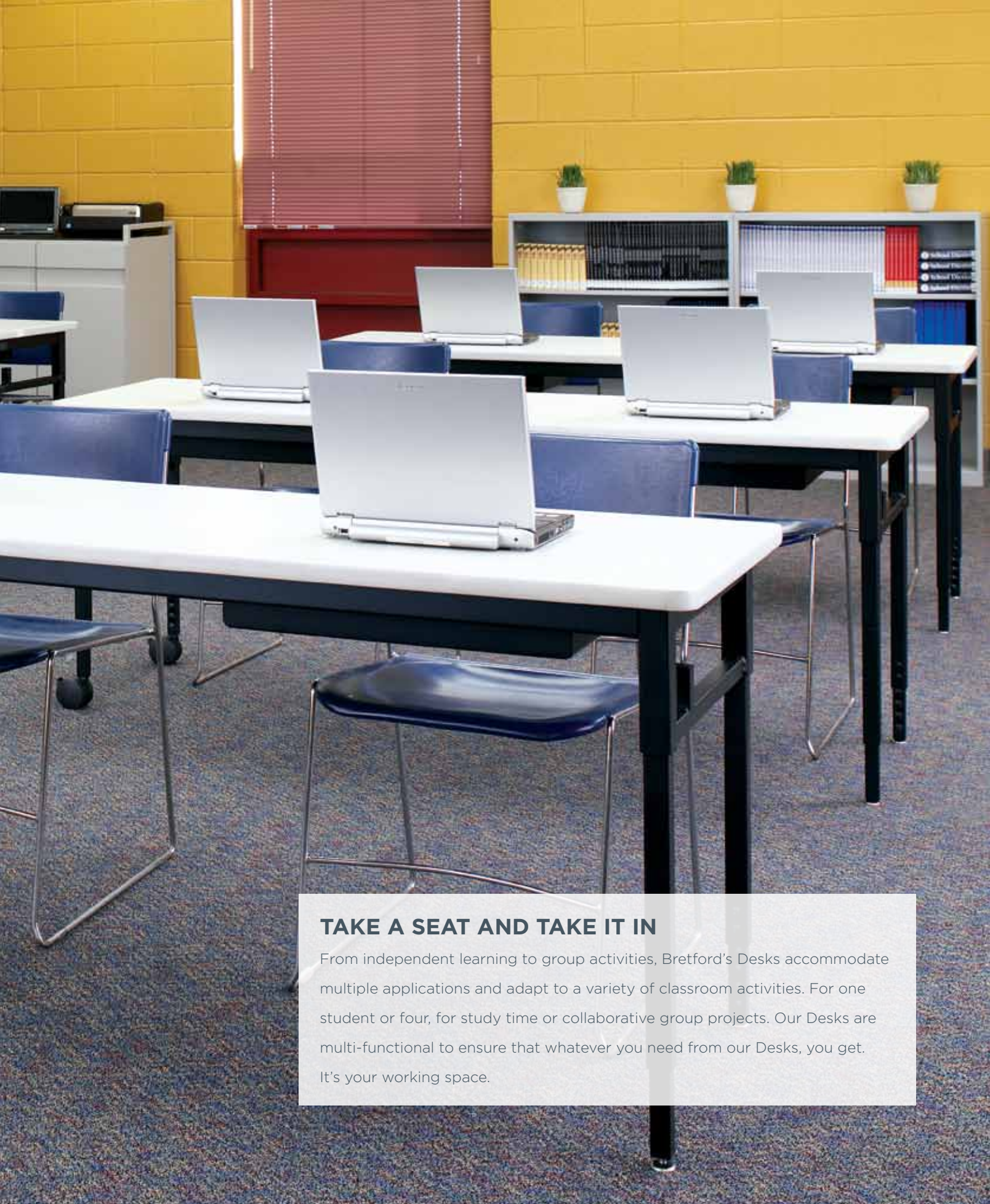


DESKS

▮ **164** Classroom Desks

▮ **170** Mobile Teacher's Desks

✚ *Quattro Desks, page 168; LAPTGI5ESA-GM 15-Unit Laptop Cart, page 16*



TAKE A SEAT AND TAKE IT IN

From independent learning to group activities, Bretford's Desks accommodate multiple applications and adapt to a variety of classroom activities. For one student or four, for study time or collaborative group projects. Our Desks are multi-functional to ensure that whatever you need from our Desks, you get. It's your working space.

DESKS

ICON INDEX *(please reference the icons below throughout this section)*



Learning Solutions



Meeting Solutions



Working Solutions



Finishes



Additional Products



Recommended Uses

● GREENGUARD® Certified

CLASSROOM DESKS



P 166 SEATS UP TO 2 CHILDREN/ADULTS::CONNECTIONS

Height-adjustable desks seat up to two. Available in a variety of lengths and depths.



P 168 SEATS UP TO 3 CHILDREN/ADULTS::QUATTRO

Height-adjustable desks seat up to three. Available in a variety of lengths and depths.



P 169 SEATS UP TO 6 CHILDREN/ADULTS::QUATTRO

Height-adjustable, double sided, 36" D activity desks seat users on both sides. Available in two, four, and six person sizes.

P 169 ACCESSORIES



MOBILE TEACHER'S DESKS



P172 STORAGE CABINET

Height-adjustable workstations feature large work surfaces with room for a computer. Includes lower storage cabinets.



P174 ACCESSORIES



MULTI-TASKER

BRETFORD DESKS WORK FOR A VARIETY OF CLASSROOMS AND CURRICULUMS.

Desks are **versatile** and come in **assorted styles, shapes** and **sizes**. They work to support K-12 classrooms where the curriculum changes throughout the day. And they can easily transition to support evening classes for adults. When you need a multi-purpose desk solution, turn to Bretford.

CLASSROOM DESKS

SEATS UP TO 2 CHILDREN/ADULTS:: CONNECTIONS

Ideal for  Learning Solutions.

Our Connections Desks are height-adjustable from 24"–32" to accommodate children and adults. Desks are available in a variety of lengths and depths to work in multiple applications. These desks include a modesty panel, a book bag hook on each leg, and arc-welded bases for strength.


★ Versatile to fit any K-12 environment.



CD3561 with CDSB Storage Box

Model #	W x D x H	Seats	Wt	Glides or Casters	ADA Compliant
• CD3586	30" x 20" x 24-32"	1	54 lbs	Glides	N
• CD3584	30" x 24" x 24-32"	1	56 lbs	Glides	N
• CD3585C	30" x 24" x 24-32"	1	59 lbs	Casters	N
• CD3576	30" x 30" x 24-32"	1	58 lbs	Glides	N
• CD3577C	30" x 30" x 24-32"	1	61 lbs	Casters	N
• CD3563	36" x 20" x 24-32"	1	57 lbs	Glides	N
• CD3569	36" x 24" x 24-32"	1	59 lbs	Glides	N
• CD3520C	36" x 24" x 24-32"	1	62 lbs	Casters	N
• CD3521	36" x 30" x 24-32"	1	61 lbs	Glides	N
• CD3517C	36" x 30" x 24-32"	1	64 lbs	Casters	N
• CD3508	42" x 20" x 24-32"	1	76 lbs	Glides	Y
• CD3504	42" x 24" x 24-32"	1	78 lbs	Glides	Y
• CD3503C	42" x 24" x 24-32"	1	81 lbs	Casters	Y
• CD3515	42" x 30" x 24-32"	1	80 lbs	Glides	Y
• CD3514C	42" x 30" x 24-32"	1	83 lbs	Casters	Y

See pages 192–195 for special order colors.
Additional costs and longer lead times may apply.



Grey Mist/Quartz
(-GMQ)



Grey Mist/Black
(-GMB)



Cherry/Black
(-CY)

Model #	W x D x H	Seats	Wt	Glides or Casters	ADA Compliant
• CD3516	60" x 20" x 24-32"	2	96 lbs	Glides	Y
• CD3561	60" x 24" x 24-32"	2	98 lbs	Glides	Y
• CD3560C	60" x 24" x 24-32"	2	101 lbs	Casters	Y
• CD3524	60" x 30" x 24-32"	2	100 lbs	Glides	Y
• CD3519C	60" x 30" x 24-32"	2	103 lbs	Casters	Y
• CD3565	72" x 24" x 24-32"	2	104 lbs	Glides	Y
• CD3564C	72" x 24" x 24-32"	2	107 lbs	Casters	Y
• CD3525	72" x 30" x 24-32"	2	106 lbs	Glides	Y
• CD3526C	72" x 30" x 24-32"	2	109 lbs	Casters	Y



CDSB Storage Box

Optional storage box mounts to the underside of the work surface for books and other materials. Front perforation holds pens and pencils. For use with desks that are at least 36" wide and 24" deep.

SEATS UP TO 2 CHILDREN/ADULTS:: CONNECTIONS

Ideal for  Learning Solutions.



+ LAP18EULFR-GM 18-Unit Laptop Cart, page 17; FPSM-D-ADJ1-AL Adjustable Single-Arm Desk Mount, page 91;
UCS880 Multimedia Workstation, page 172; FPPBULC32-E4BK Wide Body Flat Panel Cart, page 43

CLASSROOM DESKS

SEATS UP TO 3 CHILDREN/ADULTS:: QUATTRO

Ideal for  Learning Solutions.

Quattro Student Desks seat up to three children or adults with a height-adjustable work surface from 24"–32". Desks include glides or a combination of glides and two 3" twin wheel casters for easy room reconfiguration. Each table includes two book bag hooks. Available in 30", 36", 42", 60", 72", and 84" W. Desks 36" W or larger meet ADA requirements.

★ Comfortably fit three to a desk in classrooms, libraries, or lecture rooms.



CDQ2460 with CDSB Storage Box

Model #	W x D x H	Seats	Wt	Glides or Casters	ADA Compliant
• CDQ2430	30" x 24" x 24-32"	1	50 lbs	Glides	N
• CDQ2430CT	30" x 24" x 24-32"	1	52 lbs	Casters/Glides	N
• CDQ3030	30" x 30" x 24-32"	1	54 lbs	Glides	N
• CDQ3030CT	30" x 30" x 24-32"	1	56 lbs	Casters/Glides	N
• CDQ2436	36" x 24" x 24-32"	1	58 lbs	Glides	Y
• CDQ2436CT	36" x 24" x 24-32"	1	60 lbs	Casters/Glides	Y
• CDQ3036	36" x 30" x 24-32"	1	66 lbs	Glides	Y
• CDQ3036CT	36" x 30" x 24-32"	1	68 lbs	Casters/Glides	Y
• CDQ2442	42" x 24" x 24-32"	1	69 lbs	Glides	Y
• CDQ2442CT	42" x 24" x 24-32"	1	71 lbs	Casters/Glides	Y
• CDQ3042	42" x 30" x 24-32"	1	73 lbs	Glides	Y
• CDQ3042CT	42" x 30" x 24-32"	1	75 lbs	Casters/Glides	Y
• CDQ2460	60" x 24" x 24-32"	2	80 lbs	Glides	Y
• CDQ2460CT	60" x 24" x 24-32"	2	82 lbs	Casters/Glides	Y
• CDQ3060	60" x 30" x 24-32"	2	93 lbs	Glides	Y
• CDQ3060CT	60" x 30" x 24-32"	2	95 lbs	Casters/Glides	Y
• CDQ2472	72" x 24" x 24-32"	2	90 lbs	Glides	Y
• CDQ2472CT	72" x 24" x 24-32"	2	92 lbs	Casters/Glides	Y
• CDQ3072	72" x 30" x 24-32"	2	107 lbs	Glides	Y
• CDQ3072CT	72" x 30" x 24-32"	2	109 lbs	Casters/Glides	Y
• CDQ2484	84" x 24" x 24-32"	3	101 lbs	Glides	Y
• CDQ2484CT	84" x 24" x 24-32"	3	103 lbs	Casters/Glides	Y
• CDQ3084	84" x 30" x 24-32"	3	120 lbs	Glides	Y
• CDQ3084CT	84" x 30" x 24-32"	3	122 lbs	Casters/Glides	Y

See pages 192–195 for special order colors.
Additional costs and longer lead times may apply.



Grey Mist/Quartz
(-GMQ)



Grey Mist/Black
(-GMB)



Cherry/Black
(-CY)



SEATS UP TO 6 CHILDREN/ADULTS:: QUATTRO

Ideal for  Learning Solutions.

The double-sided 36" D Desks seat users on both sides of the table and are available in two, four, and six person sizes. Work surface is height-adjustable from 24"-32", and it includes four built-in book bag hooks to keep backpacks out of the way. Desks include glides or a combination of glides and two 3" twin-wheel casters on one side and two glides on the other for easy room reconfiguration. Available in 42" W for two users, 60" and 72" W for four users, and 84" W for six users.

All desks meet ADA requirements.

★ *Seats up to six people across, which is great for a higher education seminar room.*



Model #	W x D x H	Seats	Wt	Glides or Casters	ADA Compliant
• CDQ3642	42" x 36" x 24-32"	2	89 lbs	Glides	Y
• CDQ3642CT	42" x 36" x 24-32"	2	91 lbs	Casters/Glides	Y
• CDQ3660	60" x 36" x 24-32"	4	113 lbs	Glides	Y
• CDQ3660CT	60" x 36" x 24-32"	4	115 lbs	Casters/Glides	Y
• CDQ3672	72" x 36" x 24-32"	4	129 lbs	Glides	Y
• CDQ3672CT	72" x 36" x 24-32"	4	131 lbs	Casters/Glides	Y
• CDQ3684	84" x 36" x 24-32"	6	145 lbs	Glides	Y
• CDQ3684CT	84" x 36" x 24-32"	6	147 lbs	Casters/Glides	Y



Grey Mist/Quartz
(-GMQ)



Grey Mist/Black
(-GMB)



Cherry/Black
(-CY)

See pages 192-195 for special order colors. Additional costs and longer lead times may apply.

+ **LAPTGI5ESA-GM 15-Unit Laptop Cart, page 16**

ACCESSORIES

CT3CP 3" Twin Plastic Threaded Stem Caster Pack

Includes four casters (two with locking brakes). Threaded stem measures 3/8" and adds 3 1/4" height to tabletops. May be used to replace standard Quattro adjustable glides.

TEACHER'S PET

IT'S WHAT TEACHERS WANT AND NEED.
A MOBILE TEACHER'S DESK
THAT'S BUILT TO EASILY STORE ALL
MATERIALS AND EQUIPMENT IN ONE PLACE.

Because it's mobile, there's no need to purchase multiple pieces. Desks easily move around the room so teachers always have what they need, where they need it. A **19" rack**, **adjustable height**, and **4" casters** provide adaptability you can count on.



MOBILE TEACHER'S DESKS

STORAGE CABINETS

Ideal for  Working Solutions.

Our sitting height Mobile Teacher's Desks feature large work surfaces with room for a computer and additional workspace. Workstations are height-adjustable for multiple users and various applications. Rolling/locking casters allow for easy transport around the room. Models feature CPU holders, extra storage shelves, grommet holes, lower cord bins for cable and wire management, and lower cabinets. UL and C-UL models are available.

★ Perfect for any classroom environment, teachers can store their materials and easily move around the room.



UCS880-GM Multimedia Workstation

Features a height-adjustable work surface from 27 $\frac{1}{2}$ "–34 $\frac{3}{4}$ ". Includes 19" rack rails and two adjustable shelves in the lower locking cabinet. Accepts standard racking accessories and electronic equipment. Removable back panel allows for cord access to the back of the cabinet. Includes four work surface grommet holes and a large cord management bin.

UCS800-GM Multimedia Workstation

Same dimensions and cord management features as the UCS880. Includes an open lower cabinet with two adjustable shelves.



+ UCS880 Multimedia Workstation shown in special order finishes.



UCS800-GM with UCSAMS-GM and UCSKD-GM

MOBILE TEACHER'S DESKS STORAGE CABINETS

Ideal for  Working Solutions.



UCS925-GM Multimedia Workstation/Teacher Station

Workstation is height-adjustable (27^{1/2}"-34^{3/4}") for various applications. Large work surface holds computer and multimedia presentation equipment. Features lower open cabinet with two adjustable shelves (in 2^{3/4}" increments). CPU holder accepts tower widths up to 11". Four work surface grommet holes and removable back panel provide cord access in the back of the cabinet.

UCS925SD-GM Multimedia Workstation/Teacher Station

Same features as UCS925-GM with lower locking cabinet panel.

UCS925MC-GM Multimedia Workstation/Teacher Station

Workstation includes same features as model UCS925-GM and is fully loaded with all available accessories. Includes a CRT TV shelf, monitor shelf, keyboard drawer, and 10-outlet electrical unit.

UCS925SDMC-GM Multimedia Workstation/Teacher Station with Locking Cabinet

Same features as UCS925MC-GM with lower locking cabinet panel.

Model #	W x D x H	Caster Size	Wt	Cabinet Dimensions	Locking Cabinet	UL Listed	ADA Compliant
• UCS800-GM	51" x 30" x 27 ^{1/2} -34 ^{3/4} "	4"	142 lbs	19 ^{1/4} "W x 23"D x 18"H	N	Y	N
• UCS880-GM	51" x 30" x 27 ^{1/2} -34 ^{3/4} "	4"	142 lbs	19 ^{1/4} "W x 23"D x 18"H	Y	N	N
• UCS925-GM	60" x 30" x 27 ^{1/2} -34 ^{3/4} "	5"	220 lbs	19"W x 23"D x 17 ^{1/2} "H	N	N	N
• UCS925SD-GM	60" x 30" x 27 ^{1/2} -34 ^{3/4} "	5"	221 lbs	19"W x 23"D x 17 ^{1/2} "H	Y	N	N
• UCS925MC-GM	60" x 30" x 27 ^{1/2} -34 ^{3/4} "	5"	275 lbs	19"W x 23"D x 17 ^{1/2} "H	N	N	N
• UCS925SDMC-GM	60" x 30" x 27 ^{1/2} -34 ^{3/4} "	5"	276 lbs	19"W x 23"D x 17 ^{1/2} "H	Y	N	N

F Available in Grey Mist powder paint finish.



Grey Mist (-GM)

See pages 192-195 for special order colors. Additional costs and longer lead times may apply.



MOBILE TEACHER'S DESKS

ACCESSORIES

Ideal for  Working Solutions.

Personalize your experience at our Mobile Teacher's Desks with the following additions.



• UCSAMS-GM Adjustable Monitor Shelf For All UCS Tables

Easy-to-adjust knobs tilt the shelf to the correct angle to minimize screen glare on CRT monitors. Shelf remains flat for flat panel monitors and adjusts from 7" to 11½" H (in 3/4" intervals). Available in Grey Mist.



• UCSKD-GM Keyboard Drawer For All UCS Tables

Built-in wrist rest acts as a stop to keep keyboard from sliding. For use with UCS800-GM, UCS880-GM, UCS925-GM, and UCS925SD-GM. Mouse pad can be used on right or left side of drawer.



ECF6 6-Outlet Power Strip

Features 6 outlets with surge and overload protection, 20' cord, and surge suppression with on/off switch. Mounts easily above lower cord bin. For use with UCS800-GM, UCS880, UCS925-GM, UCS925SD-GM, EC2741-GM and EC2741-BK.

• UCSTVS-GM TV Shelf For UCS925-GM

32" W x 22" D TV shelf option for UCS925-GM and UCS925SD-GM. Supports CRT monitors up to 32". Safety belt included.

• UCSKDMP2-GM Keyboard Drawer For All UCS Tables

Same features as UCSKD-GM with added mouse pad extension.

E12 12-Outlet Power Strip

Features 12 outlets with surge and overload protection, 20' cord, and surge suppression with on/off switch. Mounts easily above lower cord bin. For use with UCS800-GM, UCS880, UCS925-GM, and UCS925SD-GM.



See pages 192-195 for special order colors. Additional costs and longer lead times may apply.

Grey Mist (-GM)

ANALYSIS CHARTS

You can use the following charts to view our range of products and to compare their features and benefits.



CLASSROOM DESKS::CONNECTIONS

Model #	W x D x H	Seats	Wt	Glides or Casters	ADA Compliant
• CD3586	30" x 20" x 24-32"	1	54 lbs	Glides	N
• CD3584	30" x 24" x 24-32"	1	56 lbs	Glides	N
• CD3585C	30" x 24" x 24-32"	1	59 lbs	Casters	N
• CD3576	30" x 30" x 24-32"	1	58 lbs	Glides	N
• CD3577C	30" x 30" x 24-32"	1	61 lbs	Casters	N
• CD3563	36" x 20" x 24-32"	1	57 lbs	Glides	N
• CD3569	36" x 24" x 24-32"	1	59 lbs	Glides	N
• CD3520C	36" x 24" x 24-32"	1	62 lbs	Casters	N
• CD3521	36" x 30" x 24-32"	1	61 lbs	Glides	N
• CD3517C	36" x 30" x 24-32"	1	64 lbs	Casters	N
• CD3508	42" x 20" x 24-32"	1	76 lbs	Glides	Y
• CD3504	42" x 24" x 24-32"	1	78 lbs	Glides	Y
• CD3503C	42" x 24" x 24-32"	1	81 lbs	Casters	Y
• CD3515	42" x 30" x 24-32"	1	80 lbs	Glides	Y
• CD3514C	42" x 30" x 24-32"	1	83 lbs	Casters	Y
• CD3516	60" x 20" x 24-32"	2	96 lbs	Glides	Y
• CD3561	60" x 24" x 24-32"	2	98 lbs	Glides	Y
• CD3560C	60" x 24" x 24-32"	2	101 lbs	Casters	Y
• CD3524	60" x 30" x 24-32"	2	100 lbs	Glides	Y
• CD3519C	60" x 30" x 24-32"	2	103 lbs	Casters	Y
• CD3565	72" x 24" x 24-32"	2	104 lbs	Glides	Y
• CD3564C	72" x 24" x 24-32"	2	107 lbs	Casters	Y
• CD3525	72" x 30" x 24-32"	2	106 lbs	Glides	Y
• CD3526C	72" x 30" x 24-32"	2	109 lbs	Casters	Y



CLASSROOM DESKS::QUATTRO

Model #	W x D x H	Seats	Wt	Glides or Casters	ADA Compliant
• CDQ2430	30" x 24" x 24-32"	1	50 lbs	Glides	N
• CDQ2430CT	30" x 24" x 24-32"	1	52 lbs	Casters/Glides	N
• CDQ3030	30" x 30" x 24-32"	1	54 lbs	Glides	N
• CDQ3030CT	30" x 30" x 24-32"	1	56 lbs	Casters/Glides	N
• CDQ2436	36" x 24" x 24-32"	1	58 lbs	Glides	Y
• CDQ2436CT	36" x 24" x 24-32"	1	60 lbs	Casters/Glides	Y
• CDQ3036	36" x 30" x 24-32"	1	66 lbs	Glides	Y
• CDQ3036CT	36" x 30" x 24-32"	1	68 lbs	Casters/Glides	Y
• CDQ2442	42" x 24" x 24-32"	1	69 lbs	Glides	Y
• CDQ2442CT	42" x 24" x 24-32"	1	71 lbs	Casters/Glides	Y
• CDQ3042	42" x 30" x 24-32"	1	73 lbs	Glides	Y
• CDQ3042CT	42" x 30" x 24-32"	1	75 lbs	Casters/Glides	Y
• CDQ2460	60" x 24" x 24-32"	2	80 lbs	Glides	Y
• CDQ2460CT	60" x 24" x 24-32"	2	82 lbs	Casters/Glides	Y
• CDQ3060	60" x 30" x 24-32"	2	93 lbs	Glides	Y
• CDQ3060CT	60" x 30" x 24-32"	2	95 lbs	Casters/Glides	Y
• CDQ2472	72" x 24" x 24-32"	2	90 lbs	Glides	Y
• CDQ2472CT	72" x 24" x 24-32"	2	92 lbs	Casters/Glides	Y
• CDQ3072	72" x 30" x 24-32"	2	107 lbs	Glides	Y
• CDQ3072CT	72" x 30" x 24-32"	2	109 lbs	Casters/Glides	Y
• CDQ2484	84" x 24" x 24-32"	3	101 lbs	Glides	Y
• CDQ2484CT	84" x 24" x 24-32"	3	103 lbs	Casters/Glides	Y
• CDQ3084	84" x 30" x 24-32"	3	120 lbs	Glides	Y
• CDQ3084CT	84" x 30" x 24-32"	3	122 lbs	Casters/Glides	Y
• CDQ3642	42" x 36" x 24-32"	2	89 lbs	Glides	Y
• CDQ3642CT	42" x 36" x 24-32"	2	91 lbs	Casters/Glides	Y
• CDQ3660	60" x 36" x 24-32"	4	113 lbs	Glides	Y
• CDQ3660CT	60" x 36" x 24-32"	4	115 lbs	Casters/Glides	Y
• CDQ3672	72" x 36" x 24-32"	4	129 lbs	Glides	Y
• CDQ3672CT	72" x 36" x 24-32"	4	131 lbs	Casters/Glides	Y
• CDQ3684	84" x 36" x 24-32"	6	145 lbs	Glides	Y
• CDQ3684CT	84" x 36" x 24-32"	6	147 lbs	Casters/Glides	Y



MOBILE TEACHER'S DESKS

Model #	W x D x H	Caster Size	Wt	Cabinet Dimensions	Locking Cabinet	UL Listed	ADA Compliant
• UCS800-GM	51" x 30" x 27 ¹ / ₂ -34 ³ / ₄ "	4"	142 lbs	19 ¹ / ₄ "W x 23"D x 18"H	N	Y	N
• UCS880-GM	51" x 30" x 27 ¹ / ₂ -34 ³ / ₄ "	4"	142 lbs	19 ¹ / ₄ "W x 23"D x 18"H	Y	N	N
• UCS925-GM	60" x 30" x 27 ¹ / ₂ -34 ³ / ₄ "	5"	220 lbs	19"W x 23"D x 17 ¹ / ₂ "H	N	N	N
• UCS925SD-GM	60" x 30" x 27 ¹ / ₂ -34 ³ / ₄ "	5"	221 lbs	19"W x 23"D x 17 ¹ / ₂ "H	Y	N	N
• UCS925MC-GM	60" x 30" x 27 ¹ / ₂ -34 ³ / ₄ "	5"	275 lbs	19"W x 23"D x 17 ¹ / ₂ "H	N	N	N
• UCS925SDMC-GM	60" x 30" x 27 ¹ / ₂ -34 ³ / ₄ "	5"	276 lbs	19"W x 23"D x 17 ¹ / ₂ "H	Y	N	N

LECTERNS & EASELS

p 180 Lecterns

p 186 Easels

STAND UP AND FACE YOUR AUDIENCE

Bretford's Lecterns and Easels make presenting easy. Our Lecterns conveniently hold all of your notes and materials, so your presentations are seamless from start to finish. Our Easels includes a dry-erase surface and a notepad holder so you can jot down your ideas the way you like. Count on Bretford to help you get your point across. Each and every time.



LECTTG Multimedia Lectern, page 182; CR8504 Folding Dry-Erase/Flip Chart Easel, page 188



LECTERNS AND EASELS

ICON INDEX (please reference the icons below throughout this section)



Learning Solutions



Meeting Solutions



Working Solutions



Finishes



Additional Products



Recommended Uses

● GREENGUARD® Certified



UPS Shippable

LECTERNS



P 182 MOBILE MULTIMEDIA

Features large platform tops to hold media. Side platforms and lower locking storage shelves available.



P 184 STATIONARY STANDING HEIGHT

Floor height lecterns feature angled tops with retention lip. Storage shelf options available.



P 185 TABLETOP

Lecterns sit on a tabletop and feature angled tops with a retention lip.



P185 HEIGHT-ADJUSTABLE

Height-adjustable from 40"–51" and feature large platform tops.

EASELS



P188 FOLDING EASEL

Features dry-erase surface. Can be used with a standard two-hole pad.

CENTER OF ATTENTION

WITH A BRETTFORD LECTERN,
YOUR MATERIALS ARE RIGHT WHERE THEY NEED TO BE:
FRONT AND CENTER.

Mobile Multimedia, **Stationary Standing**, **Height-Adjustable**, and **Tabletop Lecterns** guarantee you'll have everything within reach. **Pull-out shelves** hold document cameras and an **angled work surface** with a retention lip makes sure your papers stay in place. When all eyes are on you, you can trust that Bretford's Lecterns will help you present without a hitch.



LECTERNS

MOBILE MULTIMEDIA

Ideal for  Learning and  Meeting Solutions.

Our Mobile Multimedia Lecterns are designed to work with projectors, laptop computers, and document cameras.

Shelves provide space for additional equipment. Locking options are available to secure media.

And rolling casters provide easy mobility.

★ *Ideal in meeting rooms and lecture halls, these Lecterns are technology-ready to cover all your presentation needs.*



LECT1 Projector Lectern

Features large, laminate platform top with retaining lip to hold a laptop and a shelf to hold a projector. Platform can be positioned on the left or the right and can be removed for tabletop use. Two large shelves for storage include grommets for cord management. Top shelf comes with a rubber mat. Optional CFPS 4-outlet electrical unit with 20' power cord.



LECT2 Mobile Lectern

Features a large, angled, laminate top with a retaining lip to hold a laptop and three shelves for storage. Includes grommet holes for cord management. Optional CFPS 4-outlet electrical unit with 20' power cord.




LECTTG Multimedia Lectern

Features a 6' TechGuard Cable Lock for securing a projector and has a lower locking cabinet. Document camera sits on a sliding, locking shelf. The front of the Lectern includes a cutout with a speaker cover for a portable public address system (not included).

Model #	W x D x H	Wt	Projector Shelf	Lectern Platform	Lectern Platform Angle	Sliding Shelf	Caster Size
• LECT1	30" x 18" x 45"	106 lbs	15" W x 18" D	18"W x 20 ^{3/4} "D	12 ^{1/2} °	-	2"
• LECT2	24" x 16" x 45"	80 lbs	-	26"W x 18"D	12 ^{1/2} °	-	2"
• LECTTG	30" x 18" x 45"	139 lbs	15" W x 18" D	18"W x 20 ^{3/4} "D	12 ^{1/2} °	28 ^{1/4} " x 8 ^{3/4} " x 8 ^{1/4} "	2"

See pages 192-195 for special order colors. Additional costs and longer lead times may apply.



Grey Mist/Grey Mist
(-GMGM)



Grey Mist/Raven
(-RNGM)



Grey Mist/Topaz
(-TZGM)



Grey Mist/Aluminum
(-ALGM)



Cherry/Raven
(-RNCY)



Oak/Raven
(-RNBO)



Maple/Putty Beige
(-PBMP)



Grey Nebula/Raven
(-RNNB)




Cherry/Aluminum
(-ALCY)

LECTERNS MOBILE MULTIMEDIA

Ideal for  Learning and  Meeting Solutions.



 *Series 700 Large Format Electric Wall Screen, page 112;
Connections SmartDeck, page 132*

LECTTG3018

Same features as LECTTG. Also includes a surge and overload-protected, 6-outlet electrical strip.

Model #	W x D x H	Wt	Projector Shelf	Lectern Platform	Lectern Platform Angle	Sliding Shelf	Caster Size	Electrical
• LECTTG3018	30" x 18" x 45"	139 lbs	15"W x 18"D	18"W x 20 ¹ / ₂ "D	12 ¹ / ₂ °	28 ¹ / ₄ " x 8 ³ / ₄ " x 8 ¹ / ₄ "	2"	6 Outlets

 Available finishes on page 182.

LECTERNS

STATIONARY STANDING HEIGHT

Ideal for  Learning and  Meeting Solutions.

Our Stationary Standing Height Lecterns feature wide bases for stability and an angled top with a retention lip for presentation materials.

★ Ready to hold your papers when you speak to the crowd in classrooms or assembly halls.

**LECT3 Floor Lectern With Shelf**

Features a 3" H storage shelf for presentation materials. Constructed out of steel.

**LECT4 Floor Lectern**

Features all steel construction.

Model #	W x D x H	Wt	Lectern Platform	Viewing Angle	Storage Shelf
• LECT3	23" x 12 ¹ / ₂ " x 47"	52 lbs	23"W x 12 ¹ / ₂ "D	9°	22"W x 12"D x 3"H
• LECT4	23" x 12 ¹ / ₂ " x 47"	31 lbs	23"W x 12 ¹ / ₂ "D	12 ¹ / ₂ °	-



See pages 192-195 for special order colors.
Additional costs and longer lead times may apply.



Grey Mist (-GM)



Black (-BK)




Topaz (-TZ)

LECTERNS TABLETOP

Ideal for  Learning and  Meeting Solutions.

Our Tabletop Lecterns can assist a presentation at any table.

★ Prop it up on any table to assist lectures in classrooms and lecture halls.




LECT5 Deluxe Tabletop Lectern


Features a steel body with storage space, rubber feet, and a laminate top.

Model #	W x D x H	Wt	Lectern Platform	Lectern Footprint	Viewing Angle	Storage Shelf
• LECT5	18" x 20 ^{3/4} " x 13 ^{1/2} "	45 lbs	18"W x 20 ^{3/4} "D	15"W x 17 ^{3/4} "D	12 ^{1/2} °	12" W x 17 ^{1/2} " x 6 ^{1/4} "

See pages 192–195 for special order colors. Additional costs and longer lead times may apply.



Grey Mist/Grey Mist
(-GMGM)



Grey Mist/Raven
(-RNGM)



Grey Mist/Topaz
(-TZGM)



Grey Mist/Aluminum
(-ALGM)



Cherry/Raven
(-RNCY)



Oak/Raven
(-RNBO)



Maple/Putty Beige
(-PBMP)



Grey Nebula/Raven
(-RNNB)



Cherry/Aluminum
(-ALCY)


HEIGHT-ADJUSTABLE

Ideal for  Learning and  Meeting Solutions.

Our Height-Adjustable Lecterns easily tilt and adjust to accommodate a variety of users.

★ Easy height-adjustment makes this Lectern perfect for users in shared classrooms and presentation rooms.

See pages 192–195 for special order colors. Additional costs and longer lead times may apply.



Grey Mist/Raven
(-GM)



Cherry/Raven
(-CY)



CR8503 Lectern

Features a large platform top that rests at a 25 degree viewing angle. Lectern is height-adjustable from 40"–51" to accommodate a variety of presenters.

Model #	W x D x H	Wt	Platform	Viewing Angle
• CR8503	22" x 20 ^{1/4} " x 40–51"	30 lbs	18 ^{1/4} " x 16 ^{1/2} "	25°



GET YOUR POINT ACROSS IN MORE WAYS THAN ONE

PRESENT AND SHARE YOUR IDEAS
WITH LARGE GROUPS, HOWEVER YOU LIKE.

The Bretford Easel includes a **dry-erase surface**, **marker tray**, and **flip chart pegs**. It's a simple, functional, and dependable solution that helps ideas flow. For collaborative environments or presentations, demonstrate the important points with a Bretford Easel.

EASELS

FOLDING EASEL

Ideal for  Learning and  Meeting Solutions.

Our Folding Easel is built with a dry-erase surface, and can also be used with a standard two-hole pad. The trough can be used to hold markers, erasers and other presentation-assisting materials. Easel folds flat, so storing is easy.

★ *Multiple writable surfaces helps maximize collaboration in office or classroom environments.*



+ *Rectangle Conference Table, page 142*

CR8504 Folding Dry-Erase/ Flip Chart Easel

Features a 27" W x 36¹/₂" H dry-erase surface that can also be used with a standard two-hole pad. A 1³/₄" deep trough holds markers and eraser. The easel folds flat to 4¹/₂" D. Includes a WMK1-GM Marker Kit.

See pages 192-195 for special order colors. Additional costs and longer lead times may apply.



Aluminum (-AL)



Black (-BK)



WMK1-GM Marker Kit

Includes four dry-erase markers (red, green, blue, and black), one eraser, a holder tray with a magnetized back, and cleaner solution. Included with the CR8504 Easel.

F *Available in White finish only.*

Model #	W x D x H	Wt
• CR8504	29 ¹ / ₂ " x 10 ¹ / ₂ " x 70 ¹ / ₄ "	48 lbs



Model #	W x D x H	Wt
• WMK1-GM	19 ³ / ₄ " x 1" x 3"	1.5 lbs

LECTERNS AND EASELS

ANALYSIS CHARTS

You can use the following charts to view our range of products and to compare their features and benefits.



MOBILE MULTIMEDIA

Model #	W x D x H	Wt	Projector Shelf	Lectern Platform	Lectern Platform Angle	Sliding Shelf	Caster Size	Electrical
• LECT1	30" x 18" x 45"	106 lbs	15"W x 18" D	18"W x 20 ^{3/4} "D	12 ^{1/2} °	-	2"	-
• LECT2	24" x 16" x 45"	80 lbs	-	26"W x 18"D	12 ^{1/2} °	-	2"	-
• LECTTG	30" x 18" x 45"	139 lbs	15"W x 18"D	18"W x 20 ^{3/4} "D	12 ^{1/2} °	28 ^{1/4} " x 8 ^{3/4} " x 8 ^{1/4} "	2"	-
• LECTTG3018	30" x 18" x 45"	139 lbs	15"W x 18"D	18"W x 20 ^{1/2} "D	12 ^{1/2} °	28 ^{1/4} " x 8 ^{3/4} " x 8 ^{1/4} "	2"	6 Outlets



STATIONARY STANDING HEIGHT

Model #	W x D x H	Wt	Lectern Platform	Viewing Angle	Storage Shelf
• LECT3	23" x 12 ^{1/2} " x 47"	52 lbs	23"W x 12 ^{1/2} "D	9°	22" W x 12" D x 3" H
• LECT4	23" x 12 ^{1/2} " x 47"	31 lbs	23"W x 12 ^{1/2} "D	12 ^{1/2} °	-



TABLETOP

Model #	W x D x H	Wt	Lectern Platform	Lectern Footprint	Viewing Angle	Storage Shelf
• LECT5	18" x 20 ^{3/4} " x 13 ^{1/2} "	45 lbs	18"W x 20 ^{3/4} "D	15"W x 17 ^{3/4} "D	12 ^{1/2} °	12" W x 17 ^{1/2} " x 6 ^{1/4} "



HEIGHT-ADJUSTABLE

Model #	W x D x H	Wt	Platform	Viewing Angle
• CR8503	22" x 20 ^{1/4} " x 40-51"	30 lbs	18 ^{1/4} " x 16 ^{1/2} "	25°



FOLDING EASEL

Model #	W x D x H	Wt
• CR8504	29 ^{1/2} " x 10 ^{1/2} " x 70 ^{1/4} "	48 lbs
• WMK1-GM	19 ^{3/4} " x 1" x 3"	1.5 lbs

INDEX

- p190 Basics Color Program
- p196 Product Listing
- p207 Product Warranty
- p208 Antimicrobial Product Solutions
- p208 Sustainability

BASICS COLOR PROGRAM

ELIGIBLE TABLES

Basics line computer tables, training tables, and student desks are available in any laminate, paint, and trim option offered by Bretford on orders as few as ten for no additional cost. The following table lines are eligible for the Basics Color Program. All applicable accessories are available through the Color Program when ordered with tables. SmartDeck Tables are not included in the Program.



**CONNECTIONS SERIES COMPUTER TABLES
AND STUDENT DESKS**
(EXCLUDING SMARTDECK)



**QUATTRO SERIES COMPUTER TABLES,
ACTIVITY TABLES AND STUDENT DESKS**



CR SERIES TRAINING ROOM TABLES



KR SERIES TRAINING ROOM TABLES

BASICS COLOR PROGRAM

HOW TO ORDER

The key to ordering tables through the Basics Color Program is to include the premium finish code for the paint, laminate, and trim at the end of the model number. See examples below. We recommend you also describe the individual color option in the order description for clarity.

If you have questions please contact our Customer Service Department at 800.521.9614.

FINISHES

The following pages list the finish options available from Bretford. You can also find these options and request physical samples at www.BRETFORD.com. Finish options are subject to change, without notice.



Wheat Laminate



Anthracite
Paint and Trim

Connections Flat Panel Example

Anthracite paint (AN), Wheat pattern laminate (2X) and Anthracite trim (A).

35FS69 - AN - 2X - A
Model No. Paint Laminate Trim



Crayon Laminate



Topaz Paint and Trim

Quattro Voltea Example

Topaz paint (TZ), Crayon pattern laminate (201) and Topaz trim (T).

QFT2460 - TZ - 201 - T
Model No. Paint Laminate Trim

BASICS COLOR PROGRAM CONDITIONS

For your order to be eligible for the Basics Color Program and not receive the special finish set-up charge, it must meet the following conditions:

- 1 Your order must have a minimum of ten tables from the same product series: Connections, Quattro, KR Series or CR Series.
- 2 Orders with multiple table series included must have a minimum of ten tables in each series. For example, four KR tables would not qualify when combined with ten Quattro tables on the same order. The KR tables would be subject to a special finish set-up charge.
- 3 Finishes must be the same for all tables within the order.
- 4 Basics Color Program table and accessory orders receive a 20-day rolling lead time.
- 5 Accessory items must be included at the time the tables are ordered or they will receive a special finish set-up charge. Accessories do not count as part of the ten table minimum.
- 6 Additional table orders, of any size or quantity, are accepted without a set-up charge for 1-year from the date of the original order. Tables must be in the same finish combinations and for the same installation.
- 7 Products ordered through the Basics Color Program are custom and may not be returned.


BASICS PREMIUM FINISHES

Products available through the Basic Color Program may be ordered in any of the finishes shown here. Additionally, there are many products available by special order in any Bretford laminate, paint, or trim color that are not included in the Basics Color Program. Please contact **Bretford Customer Service** at 800.521.9614 for pricing and lead time.

Finishes are subject to changes due to manufacturer discontinuations. For the most up-to-date finish offering from Bretford, please visit www.BRETFORD.com.

The following Premium Finishes are available:


POWDER PAINTS




Aluminum (AL)




Anthracite (AN)




Black Pumice (BP)




Cabernet (CB)



Cardinal (CD)




Champagne (CH)



Concrete (CT)




Eiffel (EF)




Folkstone Grey (8Q)




Graphite (G1)



Grey Mist (GM)




Inner Tone Light (HF)



Karma (KM)




Medium Tone (MT)




Metallic Bronze (EH)




Polo (PL)




Putty Beige (PB)



Quartz (QZ)




Raven (RN)



Sand (SU)




Slate Grey (SG)




Soft White (LU)



Topaz (TZ)



Twilight (TW)



White (91)

BASICS PREMIUM FINISHES

TRIM OPTIONS




SOLID LAMINATES



BASICS PREMIUM FINISHES

PATTERN LAMINATES



Ash Fiesta (103)



Black Frosted (J8)



Bronze Legacy (042)



Canyon Zephyr (D1)



Cardamom (7X)



Celery (3X)



Chamomile (5X)



Charcoal Essence
(286)



Cinnamon (6X)



Coriander (4X)



Crayon (201)




Desert Zephyr (DQ)



Green Legacy (144)



Grey Fiesta (104)




Grey Glace (102)




Grey Nebula (16)



Greystone (84-W)



Greystone (84-N)



Griege Matrix (106)



Inner Tone Light
Frosted (J5)




Kale (8X)



Light Grey Frosted
(J4)



Medium Tone Frosted
(J7)



Misted Zephyr (DC)



Navy Legacy (150)



Olive Legacy (101)



Palisades Park (108)



Slate Grey Frosted (J6)



Smoke Essence (164)



Studio White Matrix
(107)



Twilight Zephyr (DF)



Vanilla (1X)



Wheat (2X)



White Fiesta (105)

BASICS PREMIUM FINISHES

WOOD LAMINATES



Aged Cherry (HX)



Ash (LA)




Blossom Cherry (747)



Cocoa Maple (658)



Empire Mahogany
(847)



Grand Isle Maple
(473)



Light Anigre (HP)



Mahogany (LM)



Natural Maple (HM)



Recon Oak (905)



Regency Mahogany
(336)



Select Cherry (399)



Solar Oak (075)



Sugar Maple (110)



Walnut on Cherry
(HY)



White Oak (OL)



Wild Cherry (32)

PRODUCT LISTING

HOW TO BUY

Bretford has a worldwide dealer network with thousands of partners located across the United States, Canada, and abroad that can assist you with product selection, purchase, and installation. If you would like to locate a dealer in your area, please call our **Customer Service Department** at 800.521.9614, or email to customerservice@bretford.com.

MODEL #	DESCRIPTION	PAGE #
044-0024	Accessories, 4" Caster Pack, includes 4 Casters	39
044-0025	Accessories, 5" Caster Pack, includes 4 Casters	39
044-0404	Accessories, 2" Ball Casters Pack, includes 4 Casters	39
26-E4	Projector Carts, AV Cart, Welded with 2 Shelves, 6-Outlet Electric, 4" Casters, 24"W x 18"D x 26"H	27, 66
26-M4	Projector Carts, AV Cart, Welded with 2 Shelves, 6-Outlet Electric, 4" Casters, 24"W x 18"D x 26"H	27, 66
26-P4	Projector Carts, AV Cart, Welded with 2 Shelves, 4" Casters, 24"W x 18"D x 26"H	27, 66
264NSKIT-BK	Accessories, 2642NS Retro-Fit Shelf Kit	26, 28, 66
34-E4	Projector Carts, AV Cart, Welded with 3 Shelves, 6-Outlet Electric, 4" Casters, 24"W x 18"D x 34"H	27, 66
34-M4	Projector Carts, AV Cart, Welded with 3 Shelves, 6-Outlet Electric, 4" Casters, 24"W x 18"D x 34"H	27, 66
34-P4	Projector Carts, AV Cart, Welded with 3 Shelves, 4" Casters, 24"W x 18"D x 34"H	27, 66
3508	Computer Tables, Connections Instruction Center, 96"W x 41 ^{1/4} "D x 20-32"H	135, 157
3511	Computer Tables, Connections Corner Table, 65"W x 42"D x 24-32"H	124, 156
3514	Computer Tables, Connections Work Center with Casters, 42"W x 30"D x 24-32"H	125, 156
3515	Computer Tables, Connections Work Center with Glides, 42"W x 30"D x 24-32"H	125, 156
3517	Computer Tables, Connections Work Center with Casters, 36"W x 30"D x 24-32"H	125, 156
3518	Computer Tables, Connections Work Center with Casters, 48"W x 30"D x 24-32"H	125, 156
3519	Computer Tables, Connections Work Center with Casters, 60"W x 30"D x 24-32"H	125, 156
3520	Computer Tables, Connections Work Center with Casters, 36"W x 24"D x 24-32"H	125, 156
3521	Computer Tables, Connections Work Center with Glides, 36"W x 30"D x 24-32"H	125, 156
3522	Computer Tables, Connections Work Center with Casters, 48"W x 24"D x 24-32"H	125, 156
3523	Computer Tables, Connections Work Center with Glides, 48"W x 30"D x 24-32"H	125, 156
3524	Computer Tables, Connections Work Center with Glides, 60"W x 30"D x 24-32"H	125, 156
3525	Computer Tables, Connections Work Center with Glides, 72"W x 30"D x 24-32"H	125, 156
3526	Computer Tables, Connections Work Center with Casters, 72"W x 30"D x 24-32"H	125, 156
3548	Computer Tables, Connections Instruction Center, 80"W x 34 ^{1/2} "D x 20-32"H	135, 157
3557-GM	Accessories, Ganging Bracket for Connections Work Centers	129
3560	Computer Tables, Connections Work Center with Casters, 60"W x 24"D x 24-32"H	125, 156
3561	Computer Tables, Connections Work Center with Glides, 60"W x 24"D x 24-32"H	125, 156
3564	Computer Tables, Connections Work Center with Casters, 72"W x 24"D x 24-32"H	125, 156
3565	Computer Tables, Connections Work Center with Glides, 72"W x 24"D x 24-32"H	125, 156
3569	Computer Tables, Connections Work Center with Glides, 36"W x 24"D x 24-32"H	125, 156
3570	Computer Tables, Connections Work Center with Glides, 48"W x 24"D x 24-32"H	125, 156
3573-GM	Accessories, Cord Bin Connector for Connections Work Centers	129
3576	Computer Tables, Connections Work Center with Glides, 30"W x 30"D x 24-32"H	125, 156
3577	Computer Tables, Connections Work Center with Casters, 30"W x 30"D x 24-32"H	125, 156
3579	Computer Tables, Connections Instruction Center with Shelf, 96"W x 41 ^{1/4} "D x 20-32"H	135, 157
3589	Computer Tables, Connections Instruction Center with Shelf, 80"W x 34 ^{1/2} "D x 20-32"H	135, 155, 157
35CPUHRN	Accessories, CPU Harness for Connections Work Centers, 6" to 11 ^{1/2} "W	129
35CPUMTC	Accessories, Slim CPU Harness for Connections Work Centers, 3 ^{1/2} " to 5 ^{7/8} "W	129
35FS21	Computer Tables, Connections Flat Panel, 36"W x 30"D x 23-32"H	138, 157
35FS21MT	Computer Tables, Connections Flat Panel with Slim CPU Holders, 36"W x 30"D x 23-32"H	138, 157
35FS65	Computer Tables, Connections Flat Panel, 72"W x 24"D x 23-32"H	138, 157
35FS65MT	Computer Tables, Connections Flat Panel with Slim CPU Holders, 72"W x 24"D x 23-32"H	138, 157
35FS67	Computer Tables, Connections Flat Panel, 72"W x 30"D x 23-32"H	138, 157
35FS67MT	Computer Tables, Connections Flat Panel with Slim CPU Holders, 72"W x 30"D x 23-32"H	138, 157
35FS69	Computer Tables, Connections Flat Panel, 36"W x 24"D x 23-32"H	138, 157
35FS69MT	Computer Tables, Connections Flat Panel with Slim CPU Holders, 36"W x 24"D x 23-32"H	138, 157
35PBCFPS	Power & Data, PowerBar, Surge Protected Power Strip, 4-Outlet Electric	127
35PBDCLP	Power & Data, PowerBar, Data Clip for Data or Phone Jacks	127
35Pbfd	Power and Data, Wire Chase	127
35PBPH42	Power & Data, PowerBar, Power Harness for 42"W Connections and XTC Work Center	126
35PBPH48	Power & Data, PowerBar, Power Harness for 48"W Connections and XTC Work Center	126
35PBPH60	Power & Data, PowerBar, Power Harness for 60"W Connections and XTC Work Center	126
35PBPH72	Power & Data, PowerBar, Power Harness for 72"W Connections and XTC Work Center	126
35PBR24	Power & Data, PowerBar, Raceway for Connections and XTC Work Centers, for 24"W Tabletop Bridge	126

PRODUCT LISTING

HOW TO BUY

Bretford has a worldwide dealer network with thousands of partners located across the United States, Canada, and abroad that can assist you with product selection, purchase, and installation. If you would like to locate a dealer in your area, please call our **Customer Service Department** at 800.521.9614, or email to customerservice@bretford.com.

MODEL #	DESCRIPTION	PAGE #
35PBR42	Power & Data, PowerBar, Raceway for Connections and XTC Work Centers, for 42"W Tabletop Bridge	126
35PBR48	Power & Data, PowerBar, Raceway for Connections and XTC Work Centers, for 48"W Tabletop Bridge	126
35PBR60	Power & Data, PowerBar, Raceway for Connections and XTC Work Centers, for 60"W Tabletop Bridge	126
35PBR72	Power & Data, PowerBar, Raceway for Connections and XTC Work Centers, for 72"W Tabletop Bridge	126
35PBRCAP	Power & Data, PowerBar, End Cap Set, 2 End Caps	127
35SD21	Computer Tables, Connections SmartDeck Work Centers with Standard CPU Holders, 36"W x 24"D x 24-32"H	132, 156
35SD21MT	Computer Tables, Connections SmartDeck Work Centers with Slim CPU Holders, 36"W x 24"D x 24-32"H	132, 156
35SD25	Computer Tables, Connections SmartDeck Work Centers with Standard CPU Holders, 72"W x 24"D x 24-32"H	132, 156
35SD25MT	Computer Tables, Connections SmartDeck Work Centers with Slim CPU Holders, 72"W x 24"D x 24-32"H	132, 156
35SD27	Computer Tables, Connections SmartDeck Work Centers with Standard CPU Holders, 66"W x 24"D x 24-32"H	132, 156
35SD27MT	Computer Tables, Connections SmartDeck Work Centers with Slim CPU Holders, 66"W x 24"D x 24-32"H	132, 156
35TB2412	Computer Tables, Tabletop Bridge for Connections Work Centers, 12"W x 24"D	129
35TB2424	Computer Tables, Tabletop Bridge for Connections Work Centers, 24"W x 24"D	129
35TB3012	Computer Tables, Tabletop Bridge for Connections Work Centers, 12"W x 30"D	129
35TB3024	Computer Tables, Tabletop Bridge for Connections Work Centers, 24"W x 30"D	129
35XTC14	Computer Tables, Connections XTC Work Center with CPU Holders, Casters, 42"W x 30"D x 24-32"H	125, 156
35XTC14MT	Computer Tables, Connections XTC Work Center with Slim CPU Holders, Casters, 42"W x 30"D x 24-32"H	125, 156
35XTC15	Computer Tables, Connections XTC Work Center with CPU Holders, Glides, 42"W x 30"D x 24-32"H	125, 156
35XTC15MT	Computer Tables, Connections XTC Work Center with Slim CPU Holders, Glides, 42"W x 30"D x 24-32"H	125, 156
35XTC17	Computer Tables, Connections XTC Work Center with CPU Holders, Caster, 36"W x 30"D x 24-32"H	125, 156
35XTC17MT	Computer Tables, Connections XTC Work Center with Slim CPU Holders, Casters, 36"W x 30"D x 24-32"H	125, 156
35XTC18	Computer Tables, Connections XTC Work Center with CPU Holders, Casters, 48"W x 30"D x 24-32"H	125, 156
35XTC18MT	Computer Tables, Connections XTC Work Center with Slim CPU Holders, Casters, 48"W x 30"D x 24-32"H	125, 156
35XTC21	Computer Tables, Connections XTC Work Center with CPU Holders, Glides, 36"W x 30"D x 24-32"H	125, 156
35XTC21MT	Computer Tables, Connections XTC Work Center with Slim CPU Holders, Glides, 36"W x 30"D x 24-32"H	125, 156
35XTC23	Computer Tables, Connections XTC Work Center with CPU Holders, Glides, 48"W x 30"D x 24-32"H	125, 156
35XTC23MT	Computer Tables, Connections XTC Work Center with Slim CPU Holders, Glides, 48"W x 30"D x 24-32"H	125, 156
35XTC25	Computer Tables, Connections XTC Work Center with CPU Holders, Glides, 72"W x 30"D x 24-32"H	125, 156
35XTC25MT	Computer Tables, Connections XTC Work Center with Slim CPU Holders, Glides, 72"W x 30"D x 24-32"H	125, 156
35XTC26	Computer Tables, Connections XTC Work Center with CPU Holders, Casters, 72"W x 30"D x 24-32"H	125, 156
35XTC26MT	Computer Tables, Connections XTC Work Center with Slim CPU Holders, Casters, 72"W x 30"D x 24-32"H	125, 156
3750MKE	Portable Projection Screens, Series 375 Tripod, Matte White Seamed Fabric, 50"W x 50"H	110, 117
3760MKE	Portable Projection Screens, Series 375 Tripod, Matte White Seamed Fabric, 60"W x 60"H	110, 117
3770MKE	Portable Projection Screens, Series 375 Tripod, Matte White Seamed Fabric, 70"W x 70"H	110, 117
3777MKE	Portable Projection Screens, Series 375 Tripod, Matte White Seamed Fabric, 84"W x 84"H	110, 117
4009	Accessories, Projection Screen T-Bar Drop Ceiling Brackets, Series 65, Max 20 lbs	111
42-E4	Projector Carts, AV Carts, Welded with 3 Shelves, 6-Outlet Electric, 4" Casters, 24"W x 18"D x 42"H	27, 66
42-M4	Projector Carts, AV Carts, Welded with 3 Shelves, 6-Outlet Electric, 4" Casters, 24"W x 18"D x 42"H	27, 66
42-P4	Projector Carts, AV Carts, Welded with 3 Shelves, 4" Casters, 24"W x 18"D x 42"H	27, 66
5000M	Wall Mounted Projection Screens, Series 500, Matte White Seamed Fabric, 10"W x 10'H	113, 117
5022M	Wall Mounted Projection Screens, Series 500, Matte White Seamed Fabric, 12"W x 12'H	113, 117
5088M	Wall Mounted Projection Screens, Series 500, Matte White Seamless Fabric, 8"W x 8'H	113, 117
50V843M	Wall Mounted Projection Screens, 4:3 Format, 96"W x 87"H	115, 117
50V1043M	Wall Mounted Projection Screens, 4:3 Format, 120"W x 109"H	115, 117
50V8169M	Wall Mounted Projection Screens, 16:9 Format, 96"W x 78"H	116, 117
50V10169M	Wall Mounted Projection Screens, 16:9 Format, 120"W x 94"H	116, 117
6060D	Portable Projection Screens, Roadshow, 4:3 Format, Matte White Seamed Fabric, 48"W x 36"H	114, 117
6080D	Portable Projection Screens, Roadshow, 4:3 Format, Matte White Seamed Fabric, 64"W x 48"H	114, 117
6550M	Wall Mounted Projection Screens, Series 65, Manual Wall, Matte White Seamless Fabric, 50"W x 50'H	111, 117
6560M	Wall Mounted Projection Screens, Series 65, Manual Wall, Matte White Seamless Fabric, 60"W x 60'H	111, 117
6570M	Wall Mounted Projection Screens, Series 65, Manual Wall, Matte White Seamless Fabric, 70"W x 70'H	111, 117
6577M	Wall Mounted Projection Screens, Series 65, Manual Wall, Matte White Seamless Fabric, 84"W x 84'H	111, 117
65V743M	Wall Mounted Projection Screens, 4:3 Format, 84"W x 75"H	115, 117
65V7169M	Wall Mounted Projection Screens, 16:9 Format, 84"W x 67"H	116, 117
7000M	Wall Mounted Electrical Projection Screens, Series 700, Matte White Seamless Fabric, 10"W x 10'H	112, 117

PRODUCT LISTING

HOW TO BUY

Bretford has a worldwide dealer network with thousands of partners located across the United States, Canada, and abroad that can assist you with product selection, purchase, and installation. If you would like to locate a dealer in your area, please call our Customer Service Department at 800.521.9614, or email to customerservice@bretford.com.

MODEL #	DESCRIPTION	PAGE #
7022M	Wall Mounted Electrical Projection Screens, Series 700, Matte White Seamed Fabric, 12"W x 12"H	112, 117
7088M	Wall Mounted Electrical Projection Screens, Series 700, Matte White Seamed Fabric, 8"W x 8"H	112, 117
A2642	Projector Carts, Adjustable AV Cart, 4" Casters, 24"W x 18"D x 26-42"H	26, 66
A2642E	Projector Carts, Adjustable AV Cart with 6-Outlet Electric, 4" Casters, 24"W x 18"D x 26-42"H	26, 66
A2642-M4	Projector Carts, Adjustable AV Cart with 6-Outlet Electric, 4" Casters, 24"W x 18"D x 26-42"H	26, 66
A2642NS	Projector Carts, AV Notebook Cart, 4" Casters, 24"W x 18"D x 26-42"H	34, 68
A2642NS-E5	Projector Carts, AV Notebook Cart with 6-Outlet Electric, 5" Casters, 24"W x 18"D x 27-43"H	34, 68
A2642NS-M4	Projector Carts, AV Notebook Cart with 6-Outlet Electric, 4" Casters, 24"W x 18"D x 26-42"H	34, 68
A2642NS-M5	Projector Carts, AV Notebook Cart with 6-Outlet Electric, 5" Casters, 24"W x 18"D x 27-43"H	34, 68
A2642NS-P5	Projector Carts, AV Notebook Cart 5" Casters, 24"W x 18"D x 27-43"H	34, 68
A2642NSE	Projector Carts, AV Notebook Cart with 6-Outlet Electric, 4" Casters, 24"W x 18"D x 26-42"H	34, 68
AOH2741-E4	Overhead & Document Camera Carts, Projector Table with 6-Outlet Electric, 4" Casters, 37"W x 22 ¹ / ₂ "D x 27-41"H	37, 69
AOH2741-M4	Overhead & Document Camera Carts, Projector Table with 6-Outlet Electric, 4" Casters, 37"W x 22 ¹ / ₂ "D x 27-41"H	37, 69
AOH2741-P4	Overhead & Document Camera Carts, Projector Table, 4" Casters, 37"W x 22 ¹ / ₂ "D x 27-41"H	37, 69
B234	Book & Utility Trucks, Voyager Browser Book Truck, 4 Bins & Moveable Dividers, 5" Casters, 36"W x 18 ¹ / ₂ "D x 36"H	63, 71
BOO12	Book & Utility Trucks, 12 Fixed Bins, 4" Casters, 35"W x 18"D x 36"H	63, 71
BOO227	Book & Utility Trucks, Voyager Short Book Truck with 2 Slant Shelves, 26"W x 14"D x 33"H	56, 70
BOO317	Book & Utility Trucks, Voyager Thin Book Truck with 3 Slant Shelves, 17"W x 14"D x 44"H	57, 70
BOO327	Book & Utility Trucks, Voyager Book Truck with 3 Slant Shelves, 26"W x 14"D x 44"H	57, 70
BOOF1	Book & Utility Trucks, Voyager Book Truck with 3 Flat Shelves, 4" Casters, 36"W x 18"D x 44"H	62, 71
BOOF7	Book & Utility Trucks, Voyager Short Book Truck with 2 Flat Shelves, 4" Casters, 28"W x 18"D x 33 ¹ / ₄ "H	62, 71
BOOFV6	Book & Utility Trucks, Voyager Short Combo Book Truck w/Flat Top Shelf, 2 Bottom Slant Shelves (1 per side), 28"W x 18"D x 33 ¹ / ₄ "H	60, 71
BOOFV12	Book & Utility Trucks, Voyager Combo Book Truck with Flat Top Shelf, 2 Bottom Slant Shelves (1 per side), 36"W x 18"D x 44"H	60, 71
BOOVF21	Book & Utility Trucks, Voyager Combo Book Truck with 4 Slant Shelves (2 per side), Flat Bottom Shelf 36"W x 18"D x 44"H	60, 71
BOOV1	Book & Utility Trucks, Voyager Book Truck with 6 Slant Shelves (3 per side), 36"W x 18"D x 44"H	60, 71
BOOV2	Book & Utility Trucks, Voyager Book Truck with 3 Slant Shelves (1 side only), 36"W x 14"D x 44"H	57, 70
BOOV3	Book & Utility Trucks, 6-Wheel Double-Sided Book Truck with 6 Slant Shelves (3 per side), 37"W x 18"D x 43"H	61, 71
BOOV4	Book & Utility Trucks, 6-Wheel Double-Sided Book Truck with 4 Slant Shelves (2 per side), Flat Bottom Shelf, 37"W x 18"D x 43"H	61, 71
BOOV5	Book & Utility Trucks, Voyager Book Truck with 4 Slant Shelves (2 per side), 28"W x 18"D x 33 ¹ / ₄ "H	60, 71
BPDUO-E4	Plastic Projector Carts, 3-Outlet Electric, 4" Casters, 24"W x 18"D x 26-42"H	29, 66
BPDUO-P4	Plastic Projector Carts, 4" Casters, 24"W x 18"D x 26-42"H	29, 66
C15-BK	Printer Stands, Office Machine Stand/Laser Printed Stand, 24 ³ / ₈ "W x 18 ¹ / ₈ "D x 14 ⁷ / ₈ "H	38, 69
CA2642	Projector Carts, Adjustable Cabinet Cart, 4" Casters, 24"W x 18"D x 26-42"H	28, 66
CA2642-M4	Projector Carts, Adjustable Cabinet Cart with 6-Outlet Electric, 4" Casters, 24"W x 18"D x 26-42"H	28, 66
CA2642E	Projector Carts, Adjustable Cabinet Cart with 6-Outlet Electric, 4" Casters, 24"W x 18"D x 26-42"H	28, 66
CA2642NS	Projector Carts, Cabinet, AV Notebook and Projection Cart, 4" Casters, 24"W x 18"D x 26-42"H	34, 67
CA2642NS-M4	Projector Carts, Cabinet, AV Notebook and Projection Cart with 6-Outlet Electric, 4" Casters, 24"W x 18"D x 26-42"H	34, 67
CA2642NSE	Projector Carts, Cabinet, AV Notebook and Projection Cart with 6-Outlet Electric, 4" Casters, 24"W x 18"D x 26-42"H	34, 67
CD3503C	Classroom Desks, Connections Desk with Casters, 42"W x 24"D x 24-32"H	166, 175
CD3504	Classroom Desks, Connections Desk with Glides, 42"W x 24"D x 24-32"H	166, 175
CD3508	Classroom Desks, Connections Desk with Glides, 42"W x 20"D x 24-32"H	166, 175
CD3514C	Classroom Desks, Connections Desk with Casters, 42"W x 30"D x 24-32"H	166, 175
CD3515	Classroom Desks, Connections Desk with Glides, 42"W x 30"D x 24-32"H	166, 175
CD3516	Classroom Desks, Connections Desk with Glides, 60"W x 20"D x 24-32"H	166, 175
CD3517C	Classroom Desks, Connections Desk with Casters, 36"W x 30"D x 24-32"H	166, 175
CD3519C	Classroom Desks, Connections Desk with Casters, 60"W x 30"D x 24-32"H	166, 175
CD3520C	Classroom Desks, Connections Desk with Casters, 36"W x 24"D x 24-32"H	166, 175
CD3521	Classroom Desks, Connections Desk with Glides, 36"W x 30"D x 24-32"H	166, 175
CD3524	Classroom Desks, Connections Desk with Glides, 60"W x 30"D x 24-32"H	166, 175
CD3525	Classroom Desks, Connections Desk with Glides, 72"W x 30"D x 24-32"H	166, 175
CD3526C	Classroom Desks, Connections Desk with Casters, 72"W x 30"D x 24-32"H	166, 175
CD3560C	Classroom Desks, Connections Desk with Casters, 60"W x 24"D x 24-32"H	166, 175
CD3561	Classroom Desks, Connections Desk with Glides, 60"W x 24"D x 24-32"H	166, 175
CD3563	Classroom Desks, Connections Desk with Glides, 36"W x 20"D x 24-32"H	166, 175
CD3564C	Classroom Desks, Connections Desk with Casters, 72"W x 24"D x 24-32"H	166, 175

PRODUCT LISTING

HOW TO BUY

Bretford has a worldwide dealer network with thousands of partners located across the United States, Canada, and abroad that can assist you with product selection, purchase, and installation. If you would like to locate a dealer in your area, please call our **Customer Service Department** at 800.521.9614, or email to customerservice@bretford.com.

MODEL #	DESCRIPTION	PAGE #
CD3565	Classroom Desks, Connections Desk with Glides, 72"W x 24"D x 24-32"H	166, 175
CD3569	Classroom Desks, Connections Desk with Glides, 36"W x 24"D x 24-32"H	166, 175
CD3576	Classroom Desks, Connections Desk with Glides, 30"W x 30"D x 24-32"H	166, 175
CD3577C	Classroom Desks, Connections Desk with Casters, 30"W x 30"D x 24-32"H	166, 175
CD3584	Classroom Desks, Connections Desk with Glides, 30"W x 24"D x 24-32"H	166, 175
CD3585C	Classroom Desks, Connections Desk with Casters, 30"W x 24"D x 24-32"H	166, 175
CD3586	Classroom Desks, Connections Desk with Glides, 30"W x 20"D x 24-32"H	166, 175
CDQ2430	Classroom Desks, Quattro Student Desk with Glides, 30"W x 24"D x 24-32"H	168, 175
CDQ2430CT	Classroom Desks, Quattro Student Desk with Glides/Casters, 30"W x 24"D x 24-32"H	168, 175
CDQ2436	Classroom Desks, Quattro Student Desk with Glides, 36"W x 24"D x 24-32"H	168, 175
CDQ2436CT	Classroom Desks, Quattro Student Desk with Glides/Casters, 36"W x 24"D x 24-32"H	168, 175
CDQ2442	Classroom Desks, Quattro Student Desk with Glides, 42"W x 24"D x 24-32"H	168, 175
CDQ2442CT	Classroom Desks, Quattro Student Desk with Glides/Casters, 42"W x 24"D x 24-32"H	168, 175
CDQ2460	Classroom Desks, Quattro Student Desk with Glides, 60"W x 24"D x 24-32"H	168, 175
CDQ2460CT	Classroom Desks, Quattro Student Desk with Glides/Casters, 60"W x 24"D x 24-32"H	168, 175
CDQ2472	Classroom Desks, Quattro Student Desk with Glides, 72"W x 24"D x 24-32"H	168, 175
CDQ2472CT	Classroom Desks, Quattro Student Desk with Glides/Casters, 72"W x 24"D x 24-32"H	168, 175
CDQ2484	Classroom Desks, Quattro Student Desk with Glides, 84"W x 24"D x 24-32"H	168, 175
CDQ2484CT	Classroom Desks, Quattro Student Desk with Glides/Casters, 84"W x 24"D x 24-32"H	168, 175
CDQ3030	Classroom Desks, Quattro Student Desk with Glides, 30"W x 30"D x 24-32"H	168, 175
CDQ3030CT	Classroom Desks, Quattro Student Desk with Glides/Casters, 30"W x 30"D x 24-32"H	168, 175
CDQ3036	Classroom Desks, Quattro Student Desk with Glides, 36"W x 30"D x 24-32"H	168, 175
CDQ3036CT	Classroom Desks, Quattro Student Desk with Glides/Casters, 36"W x 30"D x 24-32"H	168, 175
CDQ3042	Classroom Desks, Quattro Student Desk with Glides, 42"W x 30"D x 24-32"H	168, 175
CDQ3042CT	Classroom Desks, Quattro Student Desk with Glides/Casters, 42"W x 30"D x 24-32"H	168, 175
CDQ3060	Classroom Desks, Quattro Student Desk with Glides, 60"W x 30"D x 24-32"H	168, 175
CDQ3060CT	Classroom Desks, Quattro Student Desk with Glides/Casters, 60"W x 30"D x 24-32"H	168, 175
CDQ3072	Classroom Desks, Quattro Student Desk with Glides, 72"W x 30"D x 24-32"H	168, 175
CDQ3072CT	Classroom Desks, Quattro Student Desk with Glides/Casters, 72"W x 30"D x 24-32"H	168, 175
CDQ3084	Classroom Desks, Quattro Student Desk with Glides, 84"W x 30"D x 24-32"H	168, 175
CDQ3084CT	Classroom Desks, Quattro Student Desk with Glides/Casters, 84"W x 30"D x 24-32"H	168, 175
CDQ3642	Activity Desks, Quattro Student Activity Desk with Glides, 42"W x 36"D x 24-32"H	152, 159, 169, 175
CDQ3642CT	Activity Desks, Quattro Student Activity Desk with Glides/Casters, 42"W x 36"D x 24-32"H	152, 159, 169, 175
CDQ3660	Activity Desks, Quattro Student Activity Desk with Glides, 60"W x 36"D x 24-32"H	152, 159, 169, 175
CDQ3660CT	Activity Desks, Quattro Student Activity Desk with Glides/Casters, 60"W x 36"D x 24-32"H	152, 159, 169, 175
CDQ3672	Activity Desks, Quattro Student Activity Desk with Glides, 72"W x 36"D x 24-32"H	152, 159, 169, 175
CDQ3672CT	Activity Desks, Quattro Student Activity Desk with Glides/Casters, 72"W x 36"D x 24-32"H	152, 159, 169, 175
CDQ3684	Activity Desks, Quattro Student Activity Desk with Glides, 84"W x 36"D x 24-32"H	152, 159, 169, 175
CDQ3684CT	Activity Desks, Quattro Student Activity Desk with Glides/Casters, 84"W x 36"D x 24-32"H	152, 159, 169, 175
CDSB	Accessories, Storage Box, Connections or Quattro Class Desks	166
CR4500	Meeting Tables, Folding Rectangle Seminar, 60"W x 18"D x 29"H	146, 158
CR4502	Meeting Tables, Folding Rectangle Seminar, 72"W x 18"D x 29"H	146, 158
CR8500	Meeting Tables, Folding Rectangle, 53 ¹ / ₂ "W x 27"D x 29"H	146, 158
CR8501	Meeting Tables, Folding Trapezoid, 57 ¹ / ₂ "W x 23 ¹ / ₄ "D x 29"H	146, 158
CR8502	Meeting Tables, Folding Rectangle, 72"W x 27"D x 29"H	146, 158
CR8503	Height Adjustable Lectern, 22"W x 20 ¹ / ₄ "D x 40-51"H	185, 189
CR8504	Folding Dry-Erase/Flip Chart Easel, 29 ¹ / ₄ "W x 10 ¹ / ₂ "D x 71 ¹ / ₄ "H	188, 189
CR8505	Meeting Tables, Folding Half-Round, 54"W x 28"D x 29"H	146, 158
CR8506	Meeting Tables, Folding Quarter Round, 63"W x 27"D x 29"H	146, 158
CRDMR	Accessories, Cord Minder, Set of 3 Clips	39, 53
CT3CP	Accessories, 3" Diameter Caster Pack	129, 139, 153-155, 169
DUPLC11	Power & Data, Duplex with Surge Protection - Circuit 1, for use with SmartDeck or PowerBar	126, 133
DUPLC22	Power & Data, Duplex with Surge Protection - Circuit 2, for use with SmartDeck or PowerBar	126, 133
DUPLC33	Power & Data, Duplex with Surge Protection - Circuit 3, for use with SmartDeck or PowerBar	126, 133
DUPLC44	Power & Data, Duplex with Surge Protection - Circuit 4, for use with SmartDeck or PowerBar	126, 133

PRODUCT LISTING

HOW TO BUY

Bretford has a worldwide dealer network with thousands of partners located across the United States, Canada, and abroad that can assist you with product selection, purchase, and installation. If you would like to locate a dealer in your area, please call our Customer Service Department at 800.521.9614, or email to customerservice@bretford.com.

E6	Power & Data, Electrical Unit, 6-Outlets, 20' Cord for AV Carts	39, 133
E12	Power & Data, Electrical Unit, 12-Outlets, 20' Cord for AV Carts	82, 174
EC15-PB	Mobile Workstations, Computer Workstation with 3-Outlet Electric, 4" Casters, 36"W x 24"D x 23-27"H	80, 83
EC2741-BK	Mobile Workstations, Sit-stand Computer Workstation, 4" Casters, 37"W x 22 ^{1/2} "D x 27-41"H	81, 83
EC2741-GM	Mobile Workstations, Sit-stand Computer Workstation, 4" Casters, 37"W x 22 ^{1/2} "D x 27-41"H	81, 83
EC2741FF-BK	Mobile Workstations, Sit-stand Computer Workstation with 6-Outlet Electric, 4" Casters, 37"W x 22 ^{1/2} "D x 27-41"H	81, 83
EC2741FF-GM	Mobile Workstations, Sit-stand Computer Workstation with 6-Outlet Electric, 4" Casters, 37"W x 22 ^{1/2} "D x 27-41"H	81, 83
EC4-E5	Computer Carts, Mobile Computer Workstation with 6-Outlet Electric, 5" Casters, 24"W x 18"D x 34"H	36, 68
EC4-M4	Computer Carts, Mobile Computer Workstation with 6-Outlet Electric, 4" Casters, 24"W x 18"D x 33"H	36, 68
EC4-M5	Computer Carts, Mobile Computer Workstation with 6-Outlet Electric, 5" Casters, 24"W x 18"D x 34"H	36, 68
EC4-P4	Computer Carts, Mobile Computer Workstation, 4" Casters, 24"W x 18"D x 33"H	36, 68
EC4000-GM	Computer Carts, Computer Workstation, 4" Casters, 32"W x 24"D x 33"H	36, 68
EC4000-GM5	Computer Carts, Computer Workstation, 5" Casters, 32"W x 24"D x 34"H	36, 68
EC4000FF-GM	Computer Carts, Computer Workstation with 6-Outlet Electric, 4" Casters, 32"W x 24"D x 33"H	36, 68
EC4000FF-GM5	Computer Carts, Computer Workstation with 6-Outlet Electric, 5" Casters, 32"W x 24"D x 34"H	36, 68
EC4E	Computer Carts, Mobile Computer Workstation with 6-Outlet Electric, 4" Casters, 24"W x 18"D x 33"H	36, 68
EC4X-E4	Computer Carts, Mobile Computer Workstation with mousepad extender, 6-Outlet Electric, 4" Casters, 24"W x 18"D x 33"H	36, 68
EC4X-E5	Computer Carts, Mobile Computer Workstation with mousepad extender, 6-Outlet Electric, 5" Casters, 24"W x 18"D x 34"H	36, 68
EC4X-P4	Computer Carts, Mobile Computer Workstation with mousepad extender 4" Casters, 24"W x 18"D x 33"H	36, 68
EC4X-P5	Computer Carts, Mobile Computer Workstation with mousepad extender, 5" Casters, 24"W x 18"D x 34"H	36, 68
EC7-PB	Mobile Workstations, Computer Workstation with 3-Outlet Electric, 4" Casters, 36"W x 24"D x 23-27"H	80, 83
EC7000-GM	Mobile Workstations, Computer Workstation with CPU Holder, 3-Outlet Electric, 4" Casters, 36"W x 24"D x 23-27"H	80, 83
EC8-PB	Mobile Workstations, Multimedia Computer Workstation with CPU Holder, 3-Outlet Electric, 4" Casters, 48"W x 24"D x 23-27"H	80, 83
ECF6	Power & Data, Electrical Unit, 6-Outlets, 20' Cord for Tables	82, 129, 133, 139, 149, 174
ECILS1-BK	Projector Carts, Mobile Projector Cart, 32"W x 24"D x 42"H	30, 67
ECILS1-CTMBT	Projector Carts, Antimicrobial Mobile Projector Cart, 32"W x 24"D x 42"H	30, 67
ECILS1-BPMBT	Projector Carts, Antimicrobial Mobile Projector Cart, 32"W x 24"D x 42"H	30, 67
ECILS1FF-BK	Projector Carts, Mobile Projector Cart with 6-Outlet Electric, 32"W x 24"D x 42"H	30, 67
ECILS1FF-CTMBT	Projector Carts, Antimicrobial Mobile Projector Cart with 6-Outlet Electric, 32"W x 24"D x 42"H	30, 67
ECILS1FF-BPMBT	Projector Carts, Antimicrobial Mobile Projector Cart with 6-Outlet Electric, 32"W x 24"D x 42"H	30, 67
ECILS15-BK	Projector Carts, Mobile Projector Cart, 32"W x 24"D x 33"H	31, 67
ECILS15-CTMBT	Projector Carts, Antimicrobial Mobile Projector Cart, 32"W x 24"D x 33"H	31, 67
ECILS15-BPMBT	Projector Carts, Antimicrobial Mobile Projector Cart, 32"W x 24"D x 33"H	31, 67
ECILS15FF-BK	Projector Carts, Mobile Projector Cart with 6-Outlet Electric, 32"W x 24"D x 33"H	31, 67
ECILS15FF-CTMBT	Projector Carts, Antimicrobial Mobile Projector Cart with 6-Outlet Electric, 32"W x 24"D x 33"H	31, 67
ECILS15FF-BPMBT	Projector Carts, Antimicrobial Mobile Projector Cart with 6-Outlet Electric, 32"W x 24"D x 33"H	31, 67
ECILS2-BK	Projector Carts, Mobile Projector Cart, 24"W x 18"D x 42"H	31, 67
ECILS2-CTMBT	Projector Carts, Antimicrobial Mobile Projector Cart, 24"W x 18"D x 42"H	31, 67
ECILS2-BPMBT	Projector Carts, Antimicrobial Mobile Projector Cart, 24"W x 18"D x 42"H	31, 67
ECILS2M-BK	Projector Carts, Mobile Projector Cart with 6-Outlet Electric, 24"W x 18"D x 42"H	31, 67
ECILS2M-CTMBT	Projector Carts, Antimicrobial Mobile Projector Cart with 6-Outlet Electric, 24"W x 18"D x 42"H	31, 67
ECILS2M-BPMBT	Projector Carts, Antimicrobial Mobile Projector Cart with 6-Outlet Electric, 24"W x 18"D x 42"H	31, 67
ECILS3-BK	Projector Carts, Cabinet Projector Cart, 32 ^{1/4} "W x 24 ^{1/4} "D x 31 ^{1/4} -39 ^{1/4} "H	31, 67
ECILS3-CTMBT	Projector Carts, Antimicrobial Cabinet Projector Cart, 32 ^{1/4} "W x 24 ^{1/4} "D x 31 ^{1/4} -39 ^{1/4} "H	31, 67
ECILS3-BPMBT	Projector Carts, Antimicrobial Cabinet Projector Cart, 32 ^{1/4} "W x 24 ^{1/4} "D x 31 ^{1/4} -39 ^{1/4} "H	31, 67
ECILS3FF-BK	Projector Carts, Cabinet Projector Cart with 12-Outlet Electric, 32 ^{1/4} "W x 24 ^{1/4} "D x 31 ^{1/4} -39 ^{1/4} "H	31, 67
ECILS3FF-CTMBT	Projector Carts, Antimicrobial Cabinet Projector Cart with 12-Outlet Electric, 32 ^{1/4} "W x 24 ^{1/4} "D x 31 ^{1/4} -39 ^{1/4} "H	31, 67
ECILS3FF-BPMBT	Projector Carts, Antimicrobial Cabinet Projector Cart with 12-Outlet Electric, 32 ^{1/4} "W x 24 ^{1/4} "D x 31 ^{1/4} -39 ^{1/4} "H	31, 67
ETHKIT	Accessories, Handle Accessory, for use on TC12, TC35, TC15, TC15SA, ECILS1, ECILS15, ECILS3, EC4000	39, 53
F336	Book & Utility Trucks, Duro Book Truck with 3 Flat Shelves, 4" Casters, 36"W x 18"D x 43"H	62, 71
FAX2	Printer Stands, Office Machine Stand, 30"W x 20"D x 28 ^{1/2} "H	38, 69
FC2020	Printer Stands, Office Machine Stand/Laster Printer Stand, 20"W x 20"D x 24 ^{1/2} "H	38, 69
FC27	Printer Stands, Office Machine Stand, 36"W x 18"D x 27"H	38, 69
FFPKIT	Accessories, Universal Flat Panel Mounting Bracket, 32"-52" Monitors, Aluminum or Black	50
FPBB32KIT-BK	Flat Panel Retrofit Kit, use with BB44, BB48, BB54, BB54SX, BBRB48, BBC48, and BBC54 Wide Body Carts Only	52, 70

PRODUCT LISTING

HOW TO BUY

Bretford has a worldwide dealer network with thousands of partners located across the United States, Canada, and abroad that can assist you with product selection, purchase, and installation. If you would like to locate a dealer in your area, please call our **Customer Service Department** at 800.521.9614, or email to customerservice@bretford.com.

MODEL #	DESCRIPTION	PAGE #
FPBB41KIT-BK	Flat Panel Retrofit Kit, use with BBLM41 and VTRRB44 Wide Body Carts Only	52, 70
FPBBUL32-E4BK	Flat Panel Carts, UL Listed Wide Body Cart with 6-Outlet Electric, 4" Casters, Monitors up to 65 lbs, 32"W x 27 ^{1/2} "D x 66"H	42, 69
FPBBUL32-M4BK	Flat Panel Carts, UL Listed Wide Body Cart with 6-Outlet Electric, 4" Casters, Monitors up to 65 lbs, 32"W x 27 ^{1/2} "D x 66"H	42, 69
FPBBUL32-P4BK	Flat Panel Carts, UL Listed Wide Body Cart, 4" Casters, Monitors up to 65 lbs, 32"W x 27 ^{1/2} "D x 66"H	42, 69
FPBBUL32KIT-BK	Flat Panel Retrofit Kit, use with UL Listed Carts BBUL44 and BBULC48 Wide Body Carts Only	52, 70
FPBBUL37-E5BK	Flat Panel Carts, UL Listed Wide Body Cart with 6-Outlet Electric, 5" Casters, Monitors up to 75 lbs, 36 ^{1/4} "W x 28 ^{3/4} "D x 67"H	42, 69
FPBBUL37-M5BK	Flat Panel Carts, UL Listed Wide Body Cart with 6-Outlet Electric, 5" Casters, Monitors up to 75 lbs, 36 ^{1/4} "W x 28 ^{3/4} "D x 67"H	42, 69
FPBBUL37-P5BK	Flat Panel Carts, UL Listed Wide Body Cart, 5" Casters, Monitors up to 75 lbs, 36 ^{1/4} "W x 28 ^{3/4} "D x 67"H	42, 69
FPBBUL37KIT-BK	Flat Panel Retrofit Kit, use with UL Listed Carts BBUL4435 Wide Body Carts Only	52, 70
FPBBUL42-E5BK	Flat Panel Carts, UL Listed Wide Body Cart with 6-Outlet Electric, 5" Casters, Monitors up to 85 lbs, 40"W x 32 ^{1/2} "D x 67"H	42, 69
FPBBUL42-M5BK	Flat Panel Carts, UL Listed Wide Body Cart with 6-Outlet Electric, 5" Casters, Monitors up to 85 lbs, 40"W x 32 ^{1/2} "D x 67"H	42, 69
FPBBUL42-P5BK	Flat Panel Carts, UL Listed Wide Body Cart, 5" Casters, Monitors up to 85 lbs, 40"W x 32 ^{1/2} "D x 67"H	42, 69
FPBBUL42KIT-BK	Flat Panel Retrofit Kit, use w/UL Listed Carts BBUL4440 Wide Body Carts Only	52, 70
FPBBULC32-E4BK	Flat Panel Carts, UL Listed Wide Body Cabinet Cart with 6-Outlet Electric, 4" Casters, Monitors up to 65 lbs, 32"W x 27 ^{1/2} "D x 70"H	42, 69
FPBBULC32-M4BK	Flat Panel Carts, UL Listed Wide Body Cabinet Cart with 6-Outlet Electric, 4" Casters, Monitors up to 65 lbs, 32"W x 27 ^{1/2} "D x 70"H	42, 69
FPBBULC32-P4BK	Flat Panel Carts, UL Listed Wide Body Cabinet Cart, 5" Casters, Monitors up to 65 lbs, 32"W x 27 ^{1/2} "D x 70"H	42, 69
FPCM-1-AL	Ceiling Mounted, Large Flat Panel, Single Monitor, up to 135 lbs	96, 103
FPCM-2-AL	Ceiling Mounted, Large Flat Panel, Two Monitors, up to 100 lbs total	96, 103
FPCMPOLE36-AL	Ceiling Mounted/Customized Cart, Large Flat Panel/Totem Pole, 36"L, up to 170 lbs	49, 96, 103
FPCMPOLE48-AL	Ceiling Mounted/Customized Cart, Large Flat Panel/Totem Pole, 48"L, up to 170 lbs	49, 96, 103
FPCMPOLE60-AL	Ceiling Mounted/Customized Cart, Large Flat Panel/Totem Pole, 60"L, up to 170 lbs	49, 96, 103
FPCMPOLE72-AL	Ceiling Mounted/Customized Cart, Large Flat Panel/Totem Pole, 72"L, up to 170 lbs	49, 96, 103
FDPK01	Wall Mounted, Digital Wall Kiosk	93, 103
FDPK02	Wall Mounted, Digital Wall Kiosk with CPU Holder	93, 103
FPLM-ARM-AL	Wall Mounted, Universal Flat Panel Mount, Adjustable Arms, Monitors up to 170 lbs	97, 103
FPLM-FFP	Wall Mounted, Flush Flat Panel Mount, Monitors up to 100 lbs, Monitors from 23-42"	97, 103
FPLM-FFP2	Wall Mounted, Flush Flat Panel Mount, Monitors up to 200 lbs, Monitors from 42-61"	97, 103
FPNUG	Accessories, Nugget Set for Totem Wall Collection Poles	49
FPP1MO	Accessories, Vesa Low Profile Mount, Monitors up to 30 lbs	50
FPP1M1	Accessories, Vesa Single 6" Arm Mount, Monitors up to 30 lbs	50
FPP1M2	Accessories, Vesa Double 12" Arm Mount, Monitors up to 30 lbs	50
FPP3M	Accessories, Freestanding Cart, 3 Vesa Multiple Display, Monitors up to 30 lbs	51
FPP72	Flat Panel Carts, K-Base Flat Panel Display Cart, Monitors from 42-61", 48"W x 28"D x 80"H	46, 70
FPP7201	Flat Panel Carts, Customized Cart, Freestanding Cart with Shelf	49
FPP7202	Flat Panel Carts, Customized Cart, Freestanding Cart with Multiple Displays	49
FPP7203	Flat Panel Carts, Customized Cart, Freestanding Cart with Speaker Mount	49
FPP7204	Flat Panel Carts, Customized Cart, Freestanding Cart with Multiple Monitors	49
FPP72BL	Accessories, Freestanding Mobile Cart Base and 72" Pole for Totem Interaction Stations.	49
FPP72V200	Flat Panel Carts, K-Base Flat Panel Display Cart, Monitors from 32-52", 48"W x 28"D x 80"H	46, 70
FPPADJ1	Accessories, Vesa Adjustable Height Arm, Monitors up to 15 lbs	50
FPPADJ1XX	Accessories, Vesa Adjustable Height Arm, Monitors 15-30 lbs	50
FPPC72	Flat Panel Carts, Cabinet Cart, Monitors from 42-61", 42"W x 34"D x 78"	46, 70
FPPC72V200	Flat Panel Carts, Cabinet Cart, Monitors from 32-52", 42"W x 34"D x 78"	46, 70
FPPCB	Accessories, Freestanding Cart Cable Bin	51
FPPCPU	Accessories, Freestanding Cart CPU Holder	51
FPPCPU2	Accessories, Freestanding Cart Slim CPU Holder for Mini Tower Computers	51
FPPKB1-469	Accessories, Freestanding Cart Keyboard Shelf with 6" extension (Wrought Iron Laminate)	51
FPPKB2-469	Accessories, Freestanding Cart Keyboard Shelf with 12" extension (Wrought Iron Laminate)	51
FPPKBFU	Accessories, Customized Cart Fold-up Keyboard Platform	51
FPPSHLAP-469	Accessories, Freestanding Laptop Computer Shelf (Wrought Iron Laminate)	51
FPPSHS-469	Accessories, Freestanding Cart Small Shelf (Wrought Iron Laminate)	51
FPPSHX-469	Accessories, Freestanding Cart Large Shelf (Wrought Iron Laminate)	51
FPPSP31	Accessories, Freestanding Cart Speaker/Monitor Bar, 31"W	51
FPPSP42	Accessories, Freestanding Cart Speaker/Monitor Bar, 42"W	51
FPSM-D-ADJ1-AL	Desk Mounted, Small Flat Panel, Adjustable Single Arm, Monitors up to 15 lbs	91, 103

PRODUCT LISTING

HOW TO BUY

Bretford has a worldwide dealer network with thousands of partners located across the United States, Canada, and abroad that can assist you with product selection, purchase, and installation. If you would like to locate a dealer in your area, please call our Customer Service Department at 800.521.9614, or email to customerservice@bretford.com.

MODEL #	DESCRIPTION	PAGE #
FPSM-D-ADJ1XX-AL	Desk Mounted, Small Flat Panel, Adjustable Single Arm, Monitors up to 30 lbs	91, 103
FPSM-D-ADJ2-AL	Desk Mounted, Small Flat Panel, Adjustable Dual Arm, Monitors up to 15 lbs	91, 103
FPSM-D-ADJ2XX-AL	Desk Mounted, Small Flat Panel, Adjustable Dual Arm, Monitors up to 30 lbs	91, 103
FPSM-W-0-AL	Wall Mounted, Small Flat Panel, Extends 3" from Wall, Monitors up to 30 lbs	92, 103
FPSM-W-1-AL	Wall Mounted, Small Flat Panel, Extends 9" from Wall, Monitors up to 30 lbs	92, 103
FPSM-W-2-AL	Wall Mounted, Small Flat Panel, Extends 15" from Wall, Monitors up to 30 lbs	92, 103
FPSM-W-ADJ1-AL	Wall Mounted, Small Flat Panel, Adjustable Single Arm, Monitors up to 15 lbs	92, 103
FPSM-W-ADJ1XX-AL	Wall Mounted, Small Flat Panel, Adjustable Single Arm, Monitors up to 30 lbs	92, 103
FPSM-W-ADJ2-AL	Wall Mounted, Small Flat Panel, Adjustable Dual Arm, Monitors up to 15 lbs	92, 103
FPSM-W-ADJ2XX-AL	Wall Mounted, Small Flat Panel, Adjustable Dual Arm, Monitors up to 30 lbs	92, 103
FPSM-W-DIS2-AL	Wall Mounted, Small Flat Panel, Single Level, 2 Monitors up to 30 lbs	92, 103
FPSM-W-DIS3-AL	Wall Mounted, Small Flat Panel, Single Level, 3 Monitors up to 30 lbs	92, 103
FPSM-W-DIS4-AL	Wall Mounted, Small Flat Panel, Double Level, 4 Monitors up to 30 lbs	92, 103
FPSM-W-DIS6-AL	Wall Mounted, Small Flat Panel, Double Level, 6 Monitors up to 30 lbs	92, 103
FPT01	Flat Panel Carts, Customized Cart, Totem Interaction Station, with Keyboard Tray	48
FPT02	Flat Panel Carts, Customized Cart, Totem Interaction Station, with Laptop Shelf	48
FPTVULM4	Accessories, Security Screw Packs, M4 Metric Screws, 12mm and 30mm length	53
FPTVULM5	Accessories, Security Screw Packs, M5 Metric Screws, 12mm and 30mm length	53
FPTVULM6	Accessories, Security Screw Packs, M6 Metric Screws, 12mm and 30mm length	53
FPTVULKEY	Accessories, Security Screw Packs, Replacement Security Screw Key	53
FV336	Book & Utility Truck, Duro Combo Book Truck with Flat Top Shelf, 4 Slant Shelves, 4" Casters, 36"W x 18"D x 43"H	61, 71
JHDES	Power & Data, Hardwire Power Entry System for SmartDeck and PowerBar	127, 133
JPCPT30	Power & Data, Jumper for Connecting PowerBar Raceways	127
KHAF24	Meeting Tables, KR Series Folding Half Round, 48"W x 29"D x 29"H	148, 158
KHAF30	Meeting Tables, KR Series Folding Half Round, 60"W x 35"D x 29"H	148, 158
KR1848	Meeting Tables, KR Series Folding Rectangle with Cable Management, 48"W x 18"D x 29"H	148, 158
KR1860	Meeting Tables, KR Series Folding Rectangle with Cable Management, 60"W x 18"D x 29"H	148, 158
KR1872	Meeting Tables, KR Series Folding Rectangle with Cable Management, 72"W x 18"D x 29"H	148, 158
KR2448	Meeting Tables, KR Series Folding Rectangle with Cable Management, 48"W x 24"D x 29"H	148, 158
KR2460	Meeting Tables, KR Series Folding Rectangle with Cable Management, 60"W x 24"D x 29"H	148, 158
KR2472	Meeting Tables, KR Series Folding Rectangle with Cable Management, 72"W x 24"D x 29"H	148, 158
KR3048	Meeting Tables, KR Series Folding Rectangle with Cable Management, 48"W x 30"D x 29"H	148, 158
KR3060	Meeting Tables, KR Series Folding Rectangle with Cable Management, 60"W x 30"D x 29"H	148, 158
KR3072	Meeting Tables, KR Series Folding Rectangle with Cable Management, 72"W x 30"D x 29"H	148, 158
KTRP24	Meeting Tables, KR Series Folding Trapezoid with Cable Management, 56 ^{1/2} "W x 20 ^{3/4} "D x 29"H	148, 158
KTRP30	Meeting Tables, KR Series Folding Trapezoid with Cable Management, 59 ^{1/2} "W x 26"D x 29"H	148, 158
KW6	Accessories, Projection Screen 6" Wall Mounting Brackets	111
KW18	Accessories, Projection Screen 18" Wall Mounting Brackets	111
L327	Book & Utility Truck, Duro Book Truck, 3 Slant Shelves, 4" Casters, 26"W x 14"D x 43"H	57, 70
L330	Book & Utility Truck, Duro Book Truck, 3 Slant Shelves, 4" Casters, 36"W x 14"D x 43"H	57, 70
L33017	Book & Utility Truck, Duro Thin Book Truck, 3 Slant Shelves, 4" Casters, 17"W x 14"D x 43"H	57, 70
LAP18EBA-GM	Notebook Carts, 18-Unit Laptop Cart with Electrical in Back, 5" Casters, 36 ^{1/2} "W x 24"D x 43 ^{13/16} "H	17, 64
LAP18EFR-GM	Notebook Carts, 18-Unit Laptop Cart with Electrical in Front, 5" Casters, 36 ^{1/2} "W x 24"D x 43 ^{13/16} "H	17, 64
LAP18ERBBA-GM	Notebook Carts, 18-Unit Laptop Cart with Electrical in Back, 8" Casters, 36 ^{1/2} "W x 24"D x 47 ^{5/16} "H	17, 64
LAP18ERBFR-GM	Notebook Carts, 18-Unit Laptop Cart with Electrical in Front, 8" Casters, 36 ^{1/2} "W x 24"D x 47 ^{5/16} "H	17, 64
LAP18EULBA-GM	Notebook Carts, 18-Unit UL-Listed Laptop Cart with Electrical in Back, 5" Casters, 36 ^{1/2} "W x 24"D x 43 ^{13/16} "H	17, 64
LAP18EULFR-GM	Notebook Carts, 18-Unit UL-Listed Laptop Cart with Electrical in Front, 5" Casters, 36 ^{1/2} "W x 24"D x 43 ^{13/16} "H	17, 64
LAP18EULBA-CTMBT	Notebook Carts, Antimicrobial 18-Unit UL-Listed Laptop Cart with Electrical in Back, 5" Casters, 36 ^{1/2} "W x 24"D x 43 ^{13/16} "H	17, 64
LAP18EULFR-CTMBT	Notebook Carts, Antimicrobial 18-Unit UL-Listed Laptop Cart with Electrical in Front, 5" Casters, 36 ^{1/2} "W x 24"D x 43 ^{13/16} "H	17, 64
LAP20ULH-CT	Notebook Carts, 20-Unit UL-Listed Laptop Cart with Electrical in Back, 5" Casters, 43 ^{3/8} "W x 27 ^{3/8} "D x 45 ^{1/8} "H	18, 64
LAP24EBA-GM	Notebook Carts, 24-Unit Laptop Cart with Electrical in Back, 5" Casters, 42 ^{1/2} "W x 24"D x 40 ^{5/16} "H	19, 65
LAP24EFR-GM	Notebook Carts, 24-Unit Laptop Cart with Electrical in Front, 5" Casters, 42 ^{1/2} "W x 24"D x 40 ^{5/16} "H	19, 65
LAP24ERBBA-GM	Notebook Carts, 24-Unit Laptop Cart with Electrical in Back, 8" Casters, 42 ^{1/2} "W x 24"D x 43 ^{13/16} "H	19, 65
LAP24ERBFR-GM	Notebook Carts, 24-Unit Laptop Cart with Electrical in Front, 8" Casters, 42 ^{1/2} "W x 24"D x 43 ^{13/16} "H	19, 65
LAP24EULBA-GM	Notebook Carts, 24-Unit UL-Listed Laptop Cart with Electrical in Back, 5" Casters, 42 ^{1/2} "W x 24"D x 40 ^{5/16} "H	19, 65

PRODUCT LISTING

HOW TO BUY

Bretford has a worldwide dealer network with thousands of partners located across the United States, Canada, and abroad that can assist you with product selection, purchase, and installation. If you would like to locate a dealer in your area, please call our Customer Service Department at 800.521.9614, or email to customerservice@bretford.com.

MODEL #	DESCRIPTION	PAGE #
LAP24EULFR-GM	Notebook Carts, 24-Unit UL-Listed Laptop Cart with Electrical in Front, 5" Casters, 42 ^{1/2} "W x 24"D x 40 ^{5/16} "H	19, 65
LAP24EULBA-CTMBT	Notebook Carts, Antimicrobial 24-Unit UL-Listed Laptop Cart with Electrical in Back, 5" Casters, 42 ^{1/2} "W x 24"D x 40 ^{5/16} "H	19
LAP24EULFR-CTMBT	Notebook Carts, Antimicrobial 24-Unit UL-Listed Laptop Cart with Electrical in Front, 5" Casters, 42 ^{1/2} "W x 24"D x 40 ^{5/16} "H	19
LAP30EBA-GM	Notebook Carts, 30-Unit Laptop Cart with Electrical in Back, 5" Casters, 42 ^{1/2} "W x 24"D x 47 ^{5/16} "H	20, 65
LAP30EFR-GM	Notebook Carts, 30-Unit Laptop Cart with Electrical in Front, 5" Casters, 42 ^{1/2} "W x 24"D x 47 ^{5/16} "H	20, 65
LAP30ERBBA-GM	Notebook Carts, 30-Unit Laptop Cart with Electrical in Back, 8" Casters, 42 ^{1/2} "W x 24"D x 50 ^{13/16} "H	20, 65
LAP30ERBFR-GM	Notebook Carts, 30-Unit Laptop Cart with Electrical in Front, 8" Casters, 42 ^{1/2} "W x 24"D x 50 ^{13/16} "H	20, 65
LAP30EULBA-GM	Notebook Carts, 30-Unit UL-Listed Laptop Cart with Electrical in Back, 5" Casters, 42 ^{1/2} "W x 24"D x 47 ^{5/16} "H	20, 65
LAP30EULFR-GM	Notebook Carts, 30-Unit UL-Listed Laptop Cart with Electrical in Front, 5" Casters, 42 ^{1/2} "W x 24"D x 47 ^{5/16} "H	20, 65
LAP30EULBA-CTMBT	Notebook Carts, Antimicrobial 30-Unit UL-Listed Laptop Cart with Electrical in Back, 5" Casters, 42 ^{1/2} "W x 24"D x 47 ^{5/16} "H	20
LAP30EULFR-CTMBT	Notebook Carts, Antimicrobial 30-Unit UL-Listed Laptop Cart with Electrical in Front, 5" Casters, 42 ^{1/2} "W x 24"D x 47 ^{5/16} "H	20
LAP30ULV-CT	Notebook Carts, 30-Unit UL-Listed Laptop Cart with Electrical in Back, 5" Casters, 43 ^{3/8} "W x 27 ^{3/8} "D x 45 ^{1/8} "H	21, 65
LAPTGI5ESA-GM	Notebook Carts, 15-Unit Laptop Cart with Electrical, 5" Casters, 35 ^{1/2} "W x 21 ^{1/2} "D x 38 ^{1/8} "H	16, 64
LAPTGI5SA-GM	Notebook Carts, 15-Unit Laptop Cart, 5" Casters, 35 ^{1/2} "W x 21 ^{1/2} "D x 38 ^{1/8} "H	16, 64
LAPTGI5ESA-CTMBT	Notebook Carts, Antimicrobial 15-Unit Laptop Cart with Electrical, 5" Casters, 35 ^{1/2} "W x 21 ^{1/2} "D x 38 ^{1/8} "H	16, 64
LAPTGI5SA-CTMBT	Notebook Carts, Antimicrobial 15-Unit Laptop Cart, 5" Casters, 35 ^{1/2} "W x 21 ^{1/2} "D x 38 ^{1/8} "H	16, 64
LAPTMR2	Accessories, Automatic Timer	21
LECT1	Lecterns, Projector Lectern, 30"W x 18"D x 45"H	182, 189
LECT2	Lecterns, Mobile Lectern, 24"W x 16"D x 45"H	182, 189
LECT3	Lecterns, Floor Lectern with Shelf, 23"W x 12 ^{1/2} "D x 47"H	184, 189
LECT4	Lecterns, Floor Lectern, 23"W x 12 ^{1/2} "D x 47"H	184, 189
LECT5	Lecterns, Deluxe Tabletop Lectern, 18"W x 20 ^{3/4} "D x 13 ^{1/2} "H	185, 189
LECTTG	Lecterns, Multimedia Lectern, 30"W x 18"D x 45"H	182, 189
LECTTG3018	Lecterns, Multimedia Lectern with 4-Outlet Electric, 30"W x 18"D x 45"H	183, 189
LJUMP9696	Power & Data, Jumper, use with PowerBar	127
NETBOOK32	Notebook Carts, 32-Unit Micro Laptop Cart with Electrical in Back, 5" Casters, 35 ^{1/2} "W x 21 ^{1/2} "D x 38 ^{1/8} "H	23, 65
NETBOOK32-ANMBT	Notebook Carts, 32-Unit Micro Laptop Cart with Electrical in Back, 5" Casters, 35 ^{1/2} "W x 21 ^{1/2} "D x 38 ^{1/8} "H	23, 65
OH29	Overhead & Document Camera Carts, Sit-down Projector Table, 4" Casters, 22 ^{1/2} "W x 19 ^{3/4} "D x 29"H	37, 69
OH29E	Overhead & Document Camera Carts, Sit-down Projector Table with 2-Outlet Electric, 4" Casters, 22 ^{1/2} "W x 19 ^{3/4} "D x 29"H	37, 69
OH39	Overhead & Document Camera Carts, Projector Cart, 4" Casters, 22 ^{1/2} "W x 19 ^{3/4} "D x 39"H	37, 69
OH39E	Overhead & Document Camera Carts, Projector Cart with 2-Outlet Electric, 4" Casters, 22 ^{1/2} "W x 19 ^{3/4} "D x 39"H	37, 69
PC4	Accessories, 4" Twin Plastic Stem Caster Pack, includes 4 Casters	39
QBBL	Activity Tables, Quattro Book Bin (Left Side)	153
QBBLR	Activity Tables, Quattro Book Bin (Right Side)	153
QFT2430	Computer Tables, Quattro Voltea, 30"W x 24"D x 24-32"H	137, 157
QFT2436	Computer Tables, Quattro Voltea, 36"W x 24"D x 24-32"H	137, 157
QFT2442	Computer Tables, Quattro Voltea, 42"W x 24"D x 24-32"H	137, 157
QFT2448	Computer Tables, Quattro Voltea, 48"W x 24"D x 24-32"H	137, 157
QFT2460	Computer Tables, Quattro Voltea, 60"W x 24"D x 24-32"H	137, 157
QFT2472	Computer Tables, Quattro Voltea, 72"W x 24"D x 24-32"H	137, 157
QFT2484	Computer Tables, Quattro Voltea, 84"W x 24"D x 24-32"H	137, 157
QFT3030	Computer Tables, Quattro Voltea, 30"W x 30"D x 24-32"H	137, 157
QFT3036	Computer Tables, Quattro Voltea, 36"W x 30"D x 24-32"H	137, 157
QFT3042	Computer Tables, Quattro Voltea, 42"W x 30"D x 24-32"H	137, 157
QFT3048	Computer Tables, Quattro Voltea, 48"W x 30"D x 24-32"H	137, 157
QFT3060	Computer Tables, Quattro Voltea, 60"W x 30"D x 24-32"H	137, 157
QFT3072	Computer Tables, Quattro Voltea, 72"W x 30"D x 24-32"H	137, 157
QFT3084	Computer Tables, Quattro Voltea, 84"W x 30"D x 24-32"H	137, 157
QFT3630	Computer Tables, Quattro Voltea, 30"W x 36"D x 24-32"H	137, 157
QFT3636	Computer Tables, Quattro Voltea, 36"W x 36"D x 24-32"H	137, 157
QFT3642	Computer Tables, Quattro Voltea, 42"W x 36"D x 24-32"H	137, 157
QFT3648	Computer Tables, Quattro Voltea, 48"W x 36"D x 24-32"H	137, 157
QFT3660	Computer Tables, Quattro Voltea, 60"W x 36"D x 24-32"H	137, 157
QFT3672	Computer Tables, Quattro Voltea, 72"W x 36"D x 24-32"H	137, 157
QFT3684	Computer Tables, Quattro Voltea, 84"W x 36"D x 24-32"H	137, 157

PRODUCT LISTING

HOW TO BUY

Bretford has a worldwide dealer network with thousands of partners located across the United States, Canada, and abroad that can assist you with product selection, purchase, and installation. If you would like to locate a dealer in your area, please call our **Customer Service Department** at 800.521.9614, or email to customerservice@bretford.com.

MODEL #	DESCRIPTION	PAGE #
QWT2436	Activity Tables, Quattro Work & Activity Table, 36"W x 24"D x 24-32"H	153, 159
QWT2442	Activity Tables, Quattro Work & Activity Table, 42"W x 24"D x 24-32"H	153, 159
QWT2448	Activity Tables, Quattro Work & Activity Table, 48"W x 24"D x 24-32"H	153, 159
QWT2460	Activity Tables, Quattro Work & Activity Table, 60"W x 24"D x 24-32"H	153, 159
QWT2472	Activity Tables, Quattro Work & Activity Table, 72"W x 24"D x 24-32"H	153, 159
QWT2484	Activity Tables, Quattro Work & Activity Table, 84"W x 24"D x 24-32"H	153, 159
QWT3036	Activity Tables, Quattro Work & Activity Table, 36"W x 30"D x 24-32"H	153, 159
QWT3042	Activity Tables, Quattro Work & Activity Table, 42"W x 30"D x 24-32"H	153, 159
QWT3048	Activity Tables, Quattro Work & Activity Table, 48"W x 30"D x 24-32"H	153, 159
QWT3060	Activity Tables, Quattro Work & Activity Table, 60"W x 30"D x 24-32"H	153, 159
QWT3072	Activity Tables, Quattro Work & Activity Table, 72"W x 30"D x 24-32"H	153, 159
QWT3084	Activity Tables, Quattro Work & Activity Table, 84"W x 30"D x 24-32"H	153, 159
QWT3636	Activity Tables, Quattro Square Work & Activity Table, 36"W x 36"D x 24-32"H	155, 159
QWT3642	Activity Tables, Quattro Work & Activity Table, 42"W x 36"D x 24-32"H	155, 159
QWT3648	Activity Tables, Quattro Work & Activity Table, 48"W x 36"D x 24-32"H	153, 159
QWT3660	Activity Tables, Quattro Work & Activity Table, 60"W x 36"D x 24-32"H	153, 159
QWT3672	Activity Tables, Quattro Work & Activity Table, 72"W x 36"D x 24-32"H	153, 159
QWT3684	Activity Tables, Quattro Work & Activity Table, 84"W x 36"D x 24-32"H	155, 159
QWT4242	Activity Tables, Quattro Square Work & Activity Table, 42"W x 42"D x 24-32"H	155, 159
QWT42DIA	Activity Tables, Quattro Round Work & Activity Table, 42"Diameter	154, 159
QWT4848	Activity Tables, Quattro Square Work & Activity Table, 48"W x 48"D x 24-32"H	155, 159
QWT48DIA	Activity Tables, Quattro Round Work & Activity Table, 48"Diameter	154, 159
QWT6060	Activity Tables, Quattro Square Work & Activity Table, 60"W x 60"D x 24-32"H	155, 159
QWT60DIA	Activity Tables, Quattro Round Work & Activity Table, 60"Diameter	154, 159
QWTC2436	Computer Tables, Quattro Table, 36"W x 24"D x 24-32"H	128, 156
QWTC2442	Computer Tables, Quattro Table, 42"W x 24"D x 24-32"H	128, 156
QWTC2448	Computer Tables, Quattro Table, 48"W x 24"D x 24-32"H	128, 156
QWTC2460	Computer Tables, Quattro Table, 60"W x 24"D x 24-32"H	128, 156
QWTC2472	Computer Tables, Quattro Table, 72"W x 24"D x 24-32"H	128, 156
QWTC2484	Computer Tables, Quattro Table, 84"W x 24"D x 24-32"H	128, 156
QWTC3036	Computer Tables, Quattro Table, 36"W x 30"D x 24-32"H	128, 156
QWTC3042	Computer Tables, Quattro Table, 42"W x 30"D x 24-32"H	128, 156
QWTC3048	Computer Tables, Quattro Table, 48"W x 30"D x 24-32"H	128, 156
QWTC3060	Computer Tables, Quattro Table, 60"W x 30"D x 24-32"H	128, 156
QWTC3072	Computer Tables, Quattro Table, 72"W x 30"D x 24-32"H	128, 156
QWTC3084	Computer Tables, Quattro Table, 84"W x 30"D x 24-32"H	128, 156
QWTCPU	Accessories, Adjustable CPU Holder, Quattro Series, 6" to 11 ^{1/2} "W	129, 139
QWTMTC	Accessories, Slim CPU Holder, Quattro Series, 3 ^{1/2} " to 5 ^{3/4} "W	129, 139
QWTSHLF80	Accessories, Quattro Top Shelf for 80" Table, 46 ^{1/8} "W x 24"D x 16-20"H	135, 157
QWTR80	Computer Tables, Quattro Trapezoid Table, 80"W x 40"D x 24-32"H	135, 157
QWTR96	Computer Tables, Quattro Trapezoid Table, 96"W x 50"D x 24-32"H	135, 157
QWTSHLF96	Accessories, Quattro Top Shelf for 96" Table, 48 ^{3/4} "W x 26"D x 16-20"H	135, 157
R227	Book & Utility Trucks, Duro Short Book Truck with 2 Slant Shelves, 26"W x 14"D x 32"H	58, 70
RAE3620	Conference Tables, Racetrack, 120"W x 36"D x 29"H	143, 158
RAE3672	Conference Tables, Racetrack, 72" W x 36"D x 29"H	143, 158
RAE3696	Conference Tables, Racetrack, 96"W x 36"D x 29"H	143, 158
RAE4220	Conference Tables, Racetrack, 120"W x 42"D x 29"H	143, 158
RAE4272	Conference Tables, Racetrack, 72"W x 42"D x 29"H	143, 158
RAE4296	Conference Tables, Racetrack, 96"W x 42"D x 29"H	143, 158
RDOME22	Power & Data, Power Dome with 2 Electric, 2 Data Outlets	143
RDOME40	Power & Data, Power Dome 4-Outlet Electric	143
REC3620	Conference Tables, Rectangle, 120"W x 36"D x 29"H	142, 158
REC3672	Conference Tables, Rectangle, 72" W x 36"D x 29"H	142, 158
REC3696	Conference Tables, Rectangle, 96"W x 36"D x 29"H	142, 158
REC4220	Conference Tables, Rectangle, 120"W x 42"D x 29"H	142, 158

PRODUCT LISTING

HOW TO BUY

Bretford has a worldwide dealer network with thousands of partners located across the United States, Canada, and abroad that can assist you with product selection, purchase, and installation. If you would like to locate a dealer in your area, please call our Customer Service Department at 800.521.9614, or email to customerservice@bretford.com.

MODEL #	DESCRIPTION	PAGE #
REC4272	Conference Tables, Rectangle, 72"W x 42"D x 29"H	142, 158
REC4296	Conference Tables, Rectangle, 96"W x 42"D x 29"H	142, 158
RM1820	Accessories, Ribbed Rubber Mat for Shelf, 20"W x 18"D	39
RM1824	Accessories, Ribbed Rubber Mat for Shelf, 24"W x 18"D	39
RM1836	Accessories, Ribbed Rubber Mat for Shelf, 36"W x 18"D	39
RM2024	Accessories, Ribbed Rubber Mat for Shelf, 24"W x 20"D	39
RM2030	Accessories, Ribbed Rubber Mat for Shelf, 30"W x 20"D	39
RM2036	Accessories, Ribbed Rubber Mat for Shelf, 36"W x 20"D	39
RM2232	Accessories, Ribbed Rubber Mat for Shelf, 32"W x 22"D	39
RM2428	Accessories, Ribbed Rubber Mat for Shelf, 28"W x 24"D	39
SDJUMP3636	Accessories, Connections SmartDeck Hardwire Jumper Pack for 36" to 36" Table	133, 134
SDJUMP3666	Accessories, Connections SmartDeck Hardwire Jumper Pack for 36" to 66" Table	133, 134
SDJUMP3672	Accessories, Connections SmartDeck Hardwire Jumper Pack for 36" to 72" Table	133, 134
SDJUMP6666	Accessories, Connections SmartDeck Hardwire Jumper Pack for 66" to 66" Table	133, 134
SDJUMP6672	Accessories, Connections SmartDeck Hardwire Jumper Pack for 66" to 72" Table	133, 134
SDJUMP7272	Accessories, Connections SmartDeck Hardwire Jumper Pack for 72" to 72" Table	133, 134
SDPHKIT	Accessories, Connections SmartDeck Hardwire Power Harness Kit	133
SWV336	Book & Utility Trucks, Mammoth 6-Wheel Book Truck, 6 Slant Shelves (3 per side), 5" Casters, 36"W x 18"D x 44"H	59
SWVF336	Book & Utility Trucks, Mammoth Combo 6-Wheel Book Truck, 4 Slant Shelves (2 per side), Flat Bottom Shelf, 5" Casters, 36"W x 18"D x 43"H	61, 71
TC12-BK	Projector Carts, Multimedia Cart, 32"W x 24"D x 42"H	34, 67
TC12FC-BK	Flat Panel Carts, Open-Shelf Cart, Monitors up to 42", 32"W x 24"D x 70"H	45, 69
TC12FCFF-BK	Flat Panel Carts, Open-Shelf Cart with 6-Outlet Electric, Monitors up to 42", 32"W x 24"D x 70"H	45, 69
TC12FF-BK	Projector Carts, Multimedia Cart with 6-Outlet Electric, 32"W x 24"D x 42"H	34, 68
TC15-BK	Projector Carts, Cabinet Rack Mount Cart, 32"W x 24"D x 42"H	35, 68
TC15FC-BK	Flat Panel Carts, Cabinet Flat Panel Rack Mount Cart, Monitors up to 42", 32"W x 24"D x 70"H	45, 69
TC15FCFF-BK	Flat Panel Carts, Cabinet Flat Panel Rack Mount Cart with 12-Outlet Electric, Monitors up to 42", 32"W x 24"D x 70"H	45, 69
TC15FCSA-BK	Flat Panel Carts, Welded Cabinet Flat Panel Rack Mount Cart, Monitors up to 42", 32"W x 24"D x 70"H	45, 69
TC15FCSAFF-BK	Flat Panel Carts, Welded Cabinet Flat Panel Rack Mount Cart with 12-Outlet Electric, Monitors up to 42", 32"W x 24"D x 70"H	45, 69
TC15FF-BK	Projector Carts, Cabinet Rack Mount Cart with 12-Outlet Electric, 32"W x 24"D x 42"H	35, 68
TC15SA-BK	Projector Carts, Cabinet Rack Mount Cart, Welded, 32"W x 24"D x 42"H	35, 68
TC15SAFF-BK	Projector Carts, Cabinet Rack Mount Cart with 12-Outlet Electric, Welded, 32"W x 24"D x 42"H	35, 68
TC35-BK	Projector Carts, Cabinet Multimedia Cart, Monitors up to 42", 32"W x 24 ^{1/2} "D x 31-39"H	35, 68
TC35FC-BK	Flat Panel Carts, Cabinet Flat Panel Cart, Monitors up to 42", 32 ^{1/2} "W x 24 ^{1/4} "D x 59-67"H	45, 69
TC35FCFF-BK	Flat Panel Carts, Cabinet Flat Panel Cart with 6-Outlet Electric, Monitors up to 42", 32 ^{1/2} "W x 24 ^{1/4} "D x 59-67"H	45, 69
TC35FF-BK	Projector Carts, Cabinet Multimedia Cart with 6-Outlet Electric, Monitors up to 42", 32 ^{1/2} "W x 24 ^{1/4} "D x 31-39"H	35, 67
TCDPT	Accessories, Data Pass Through Plate	33
TCP23	Projector Carts, PAL Presenter's Assistant for Learning, 4" Rubber Casters, 23"W x 23"D x 41"H	32, 67
TCP23FF	Projector Carts, PAL Presenter's Assistant for Learning, 12-Outlet Electric, 4" Rubber Casters, 23"W x 23"D x 41"H	32, 67
TCP23FFDS	Projector Carts, PAL Presenter's Assistant for Learning with Speakers, 12-Outlet Electric, 4" Rubber Casters, 23"W x 23"D x 41"H	32, 67
TCPUL23-CTMBT	Projector Carts, Antimicrobial PAL Presenter's Assistant for Learning, 4" Casters, 23"W x 23"D x 41"H	32, 67
TCPUL23-BPMBT	Projector Carts, Antimicrobial PAL Presenter's Assistant for Learning, 4" Casters, 23"W x 23"D x 41"H	32, 67
TCPUL23FF-CTMBT	Projector Carts, Antimicrobial PAL Presenter's Assistant for Learning, 12-Outlet Electric, 4" Casters, 23"W x 23"D x 41"H	32, 67
TCPUL23FF-BPMBT	Projector Carts, Antimicrobial PAL Presenter's Assistant for Learning, 12-Outlet Electric, 4" Casters, 23"W x 23"D x 41"H	32, 67
TCP23-CTMBT	Projector Carts, Antimicrobial PAL Presenter's Assistant for Learning, 4" Rubber Casters, 23"W x 23"D x 41"H	32, 67
TCP23-BPMBT	Projector Carts, Antimicrobial PAL Presenter's Assistant for Learning, 4" Rubber Casters, 23"W x 23"D x 41"H	32, 67
TCP23FF-CTMBT	Projector Carts, Antimicrobial PAL Presenter's Assistant for Learning, 12-Outlet Electric, 4" Rubber Casters, 23"W x 23"D x 41"H	32, 67
TCP23FF-BPMBT	Projector Carts, Antimicrobial PAL Presenter's Assistant for Learning, 12-Outlet Electric, 4" Rubber Casters, 23"W x 23"D x 41"H	32, 67
TCPUL23	Projector Carts, PAL Presenter's Assistant for Learning, 4" Casters, 23"W x 23"D x 41"H	32, 67
TCPUL23FF	Projector Carts, PAL Presenter's Assistant for Learning, 12-Outlet Electric, 4" Casters, 23"W x 23"D x 41"H	32, 67
TCPUL23FFDS	Projector Carts, PAL Presenter's Assistant for Learning with Speakers, 12-Outlet Electric, 4" Casters	32, 67
TDCART	Accessories, Table Dolly Cart	149
TGCPU	Accessories, Tech Guard CPU Tower Entrapment	129
TGLOCK	Accessories, Resettable Combination Padlock	21
TPM8PLATE	Accessories, 8" Wide Mounting Plate, Drop Ceiling Installations, use with TPMUNI2 and TPMUNI4	101
TPMUNI2	Ceiling Mounted, Flush Projector Mount, Extends 6" from Ceiling	101, 103

PRODUCT LISTING

HOW TO BUY

Bretford has a worldwide dealer network with thousands of partners located across the United States, Canada, and abroad that can assist you with product selection, purchase, and installation. If you would like to locate a dealer in your area, please call our **Customer Service Department** at 800.521.9614, or email to customerservice@bretford.com.

MODEL #	DESCRIPTION	PAGE #
TPMUNI4	Ceiling Mounted, Projector Mount with Quick-Release Feature	101, 103
TT50D	Portable Tabletop Screen, 4:3 Format with Bag, 40"W x 30"H	114, 117
UCS800-GM	Mobile Workstation/Teacher Station, Level 3 ILS Table, 4" Casters, 51"W x 30"D x 27 ¹ / ₂ -34 ³ / ₄ "H	79, 83, 173, 175
UCS880-GM	Mobile Workstation/Teacher Station, Instructor Desk, Rack Mount, 4" Casters, 51"W x 30"D x 27 ¹ / ₂ -34 ³ / ₄ "H	79, 83, 173, 175
UCS925-GM	Mobile Workstation/Teacher Station, 60"W x 30"D x 27 ¹ / ₂ -34 ³ / ₄ "H	79, 83, 173, 175
UCS925MC-GM	Mobile Workstation/Teacher Station with all Accessories, 60"W x 30"D x 27 ¹ / ₂ -34 ³ / ₄ "H	79, 83, 173, 175
UCS925SD-GM	Mobile Workstation/Teacher Station with Locking Cabinet, 60"W x 30"D x 27 ¹ / ₂ -34 ³ / ₄ "H	79, 83, 173, 175
UCS925SDMC-GM	Mobile Workstation/Teacher Station with all Accessories and Locking Cabinet, 60"W x 30"D x 27 ¹ / ₂ -34 ³ / ₄ "H	79, 83, 173, 175
UCSAMS-GM	Accessories, Adjustable Monitor Shelf for all UCS Tables	82, 174
UCSKD-GM	Accessories, Keyboard Drawer for all UCS Tables	82, 129, 174
UCSKDMP2-GM	Accessories, Keyboard Drawer with Extension for all UCS Tables	82, 129, 174
UCSTVS-GM	Accessories, TV Shelf for UCS925-GM	82, 174
V336	Book & Utility Trucks, Duro Book Truck with 6 Slant Shelves, 36"W x 18"D x 43"H	60, 71
VF336	Book & Utility Trucks, Duro Combo Book Truck with 4 Slant Shelves, Flat Bottom Shelf, 36"W x 18"D x 43"H	61, 71
WMK1-GM	Accessories, WallTrak® Marker Kit includes 4 Markers, Eraser & Holder	188



BRETFORD

PRODUCT WARRANTY

Bretford engineers and manufactures its products to provide dependable operation. Therefore, Bretford warrants that all products it manufactures are—at date of shipment—free from defects in material or workmanship. Any product which under normal use, regardless of the number of shifts during which the product is in use, fails to function within the time periods specified below, and found defective in material or workmanship by Bretford's inspection, will be repaired or replaced without charge to the buyer or, at the election of Bretford, a credit will be allowed up to the invoice purchase price of the product.

This warranty is inapplicable where, in the judgment of Bretford, the defect is attributable to abnormal wear, misapplication, abnormal use, misuse, modification or damage after shipment, including damage caused by the buyer's failure to properly maintain the item, or other similar cause.

THIS WARRANTY IS EXPRESSLY IN LIEU OF ANY OTHER EXPRESSED OR IMPLIED WARRANTIES, INCLUDING ANY ORDINARY OR PARTICULAR PURPOSE.

THERE ARE NO WARRANTIES THAT EXTEND BEYOND THE DESCRIPTION ON THE FACE HEREOF.

Bretford Basics Furniture • Twelve (12) years

Three (3) shift facilities, from date of shipment, labor included

STANDARD WARRANTY EXCEPTIONS APPLY

Projection Screens • One (1) year from date of shipment

Electrical Assemblies/Components • One (1) year from date of shipment

SmartDeck Flat Panel Gas Shock • One (1) year from date of shipment



SUSTAINABILITY

Since 1948, Bretford has been committed to producing high-quality products that add value to people's work and school experiences. From the start, we've worked to minimize waste throughout the product life cycle.

Our company-wide **Sustainability@Bretford** program has goals that put the environment first. We've been working to:

- Eliminate waste
- Eliminate harmful emissions
- Use renewable energy
- Create a closed-loop process so that every Bretford product can be recycled at the end of its lifecycle
- Integrate sustainability into our culture so that opportunities for change and improvement come from all areas of the business
- Provide education and resources to all departments and facilities to continually improve our environmental performance
- Share knowledge, ideas, and resources with our employees, our customers, our business partners, and our local communities
- Use our environmental performance metrics as an informational support tool for day-to-day and long-term business decision-making

And as we look further into the 21st Century, our goal is to create even healthier product options for our customer and for the planet. We have significantly strengthened our commitment to pursuing sustainable business practices, and will continue to focus on four primary areas:

Waste Reduction – Our goal is to reduce our consumption of electricity, water and natural gas, our annual volume of waste to landfills, and our greenhouse gas emissions.

Green Documentation – Our goal is to look at the raw materials of each major product group, summarize the information, and publish an Environmental Summary.

Design for the Environment – All materials, products, and processes are being evaluated to ensure they are as friendly to the environment as possible.

Materials Management – We're exploring innovative materials that are greener, leaner, lighter, stronger and safer, including tabletop options, the elimination of hazardous and toxic materials/finishes, and high recycled-content components.

ANTIMICROBIAL PRODUCT SOLUTIONS

Antimicrobial technology is already fighting microorganisms in the medical industry, agriculture and marine environments, and in a variety of public spaces. Bretford is the first to introduce antimicrobial finishes on our Carts. The technology is built into the product during the manufacturing process so it becomes an intrinsic part of the surface, inhibiting the growth of mold, mildew, fungus, and bacteria odor. Reference the icons and charts throughout the catalog to see which of our products will give you an Antimicrobial surface.



WWW.BRETTFORD.COM

11000 SEYMOUR AVENUE
FRANKLIN PARK, ILLINOIS 60131 USA
TOLL FREE PHONE 800-521-9614
PHONE 847-678-2545
TOLL FREE FAX 800-343-1779
FAX 847-678-0852

2 ETONGATE
110 WINDSOR ROAD, SLOUGH
BERKSHIRE SL1 2JA ENGLAND
PHONE 011 44 17 5353 9955
FAX 011 44 17 5353 9478

BRETTFORD AND B DESIGN ARE TRADEMARKS OR
REGISTERED MARKS OF BRETTFORD MANUFACTURING, INC.
PATENTS PENDING. ALL RIGHTS RESERVED.

This catalog was printed on paper made with 10% post-consumer recycled content.
All paper used is Forest Stewardship Council (FSC) certified, an international network
dedicated to promoting environmentally appropriate, socially beneficial and economically
viable management of the world's forests. To reduce the environmental downsides of
shipping, we buy our paper from mills located close to our printer.